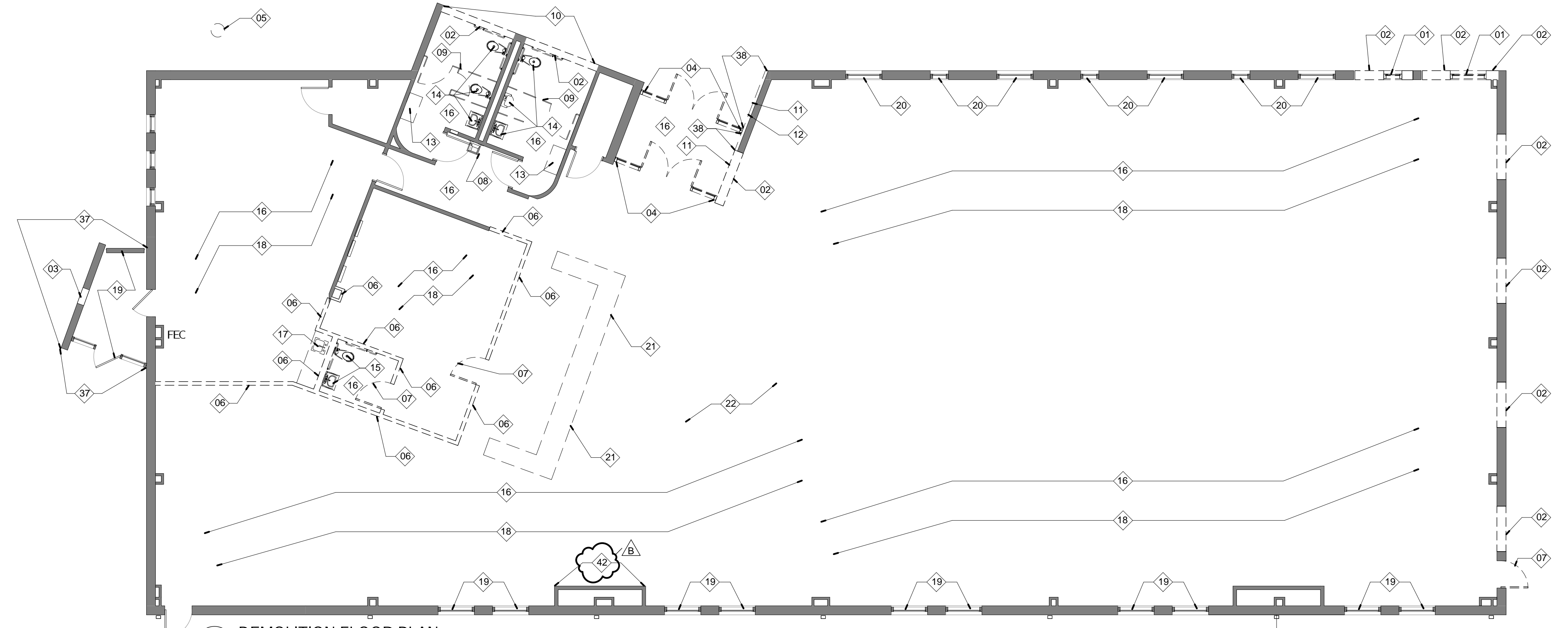


No.	Date	Description
	04/14/17	ISSUED FOR BID
	05/09/17	ADDENDUM A
E	05/15/17	ADDENDUM B

GENERAL NOTES - DEMOLITION

- PROMOTE TEMPORARY BARRICADES AND OTHER FORMS OF PROTECTION AS REQUIRED TO PROTECT OWNERS AND CLIENT'S PERSONNEL AND GENERAL PUBLIC FROM INJURY DUE TO SELECTIVE DEMOLITION WORK.
- ERECT AND MAINTAIN DUST-PROOF PARTITIONS AND CLOSURES AS REQUIRED TO PREVENT SPREAD OF DUST OR FUMES TO OCCUPIED PORTIONS OF THE BUILDING. PROTECT MECHANICAL SYSTEMS AS REQUIRED.
- CONDUCT SELECTIVE DEMOLITION OPERATIONS AND DEBRIS REMOVAL IN A MANNER TO ENSURE MINIMUM INTERFERENCE WITH ROADS, STREETS, WALKS, AND OTHER ADJACENT OCCUPIED OR USED FACILITIES.
- MAINTAIN FIRE PROTECTION SERVICES DURING SELECTIVE DEMOLITION.
- COVER AND PROTECT EQUIPMENT AND FIXTURES INDICATED "TO REMAIN" FROM SOILAGE OR DAMAGE.
- LOCATE, IDENTIFY, SHUT OFF, AND DISCONNECT UTILITY SERVICES THAT ARE NOT INDICATED TO REMAIN.
- PERFORM SELECTIVE DEMOLITION WORK IN A SYSTEMATIC MANNER.
- WHERE INDICATED ON DRAWINGS AS "SALVAGE AND STORE," CAREFULLY REMOVE INDICATED ITEMS, CLEAN, STORE, AND REUSE AS REQUIRED. DELIVER UNUSED ITEMS AT COMPLETION OF PROJECT TO CLIENT.
- WHERE INDICATED ON DRAWINGS AS "SALVAGE AND DELIVER TO OWNER," CAREFULLY REMOVE INDICATED ITEMS, CLEAN, STORE, AND RETURN TO OWNER.
- UNO: REMOVE ALL EXISTING FLOORING (CARPET TILE, BROADLOOM CARPET, RESILIENT FLOORING, VINYL COMPOSITION TILE, CERAMIC TILE, STONE TILE, ALL BASE, ETC.) WITHIN SCOPE OF WORK AREA. CLEAN AND PREPARE CONCRETE SLAB FLOOR AREA TO RECEIVE NEW FLOORING MATERIALS, INCLUDING REMOVAL OR SEALING OF ANY REMAINING EXISTING ADHESIVE AS REQUIRED. PATCHING CRACKS, AND LEVELING OF FLOOR TO MEET REQUIRED TOLERANCES FOR SCHEDULED FINISHES. PERFORM MOISTURE TESTING ON FLOOR TO DETERMINE IF EXTENSIVE FLOOR PREP IS REQUIRED.
- UNO: REMOVE ALL EXISTING WALLS, PARTITIONS, PANELS, SHELVING, CASEWORK, GLASS, ETC.
- REMOVE ALL WALL MOUNTED TACKBOARDS, WHITEBOARDS, FABRIC WRAPPED PANELS, ETC. IN ALL ROOMS IN SCOPE OF WORK.
- REMOVE ALL EXISTING ACoustICAL CEILING TILE, DRYWALL CEILINGS, COVES, ALL CEILING SUSPENSION SYSTEMS, AND ALL CEILING ELEMENTS INSTALLED IN CEILINGS.
- IN AREAS WHERE DEMOLITION OCCURS AND THE ADJACENT SUSPENDED ACoustICAL CEILING SYSTEMS INDICATED TO REMAIN, PATCH EXISTING ACoustICAL CEILING GRID TO MATCH EXISTING CEILING GRID HEIGHT, STYLE AND ORIENTATION.
- UNO: REMOVE ALL EXISTING LIGHT FIXTURES.
- WHERE WALLS OR PARTITIONS ARE TO BE REMOVED, REMOVE OR RELOCATE ALL EXISTING ELECTRICAL WIRING, DATA CABLES, TELEPHONE LINES, CABLE LINES, SATELLITE LINES, CONDUIT, WIRE MOLD, RECEPTACLES AND SWITCH BOXES, ETC. LOCATED WITHIN DEMOLISHED PORTIONS.
- REMOVE ALL EXISTING OUTLETS, RECEPTACLES, COVERS, BOXES, AND WIRING NOT INDICATED TO BE REUSED. REMOVE ALL ABANDONED WIRING BACK TO JUNCTION BOX OR PANEL AS REQUIRED. UPDATE PANEL LABELING TO REFLECT ALL MODIFICATIONS.
- CONFIRM SCOPE OF REMOVAL REQUIRED FOR EXISTING DATA AND PHONE CABLES WITH BUILDING OWNER AND CLIENT.
- REMOVE TOILET FIXTURES, SINKS, PANELS, ACCESSORIES, ABANDONED WATER SUPPLY AND DRAIN LINES, AND CAP-OFF ALL PLUMBING LINES FLUSH WITH FLOOR SLAB. PATCH AND REPAIR FLOOR AS REQUIRED.
- UNO: ALL EXISTING WINDOW TREATMENTS TO BE REMOVED.
- UNO: REMOVE ALL EXISTING FLOOR OUTLETS AND ASSOCIATED WIRING, CABLES AND CONDUIT AND REPAIR FLOOR, MAINTAINING REQUIRED FLOOR ASSEMBLY RATING, TO BE FLUSH AND CONTINUOUS WITH ADJACENT FLOOR SURFACE, AS REQUIRED FOR NEW FINISH.
- REMOVE ALL EXISTING INTERIOR BUILDING SIGNAGE IN SCOPE OF WORK, INCLUDING BUT NOT LIMITED TO ROOM SIGNAGE, DOOR SIGNAGE, ETC.
- HAZARDOUS MATERIALS: CLIENT ACCEPTS SOLE RESPONSIBILITY FOR COMPLIANCE WITH ALL FEDERAL, STATE, AND LOCAL LAWS RELATING TO THE ENVIRONMENT, INCLUDING BUT NOT LIMITED TO THE NATIONAL EMISSIONS STANDARDS FOR HAZARDOUS AIR POLLUTANTS AND THE OCCUPATIONAL SAFETY AND HEALTH ACT. THE ARCHITECT AND ARCHITECTS' CONSULTANTS SHALL HAVE NO RESPONSIBILITY FOR THE DISCOVERY, PRESENCE, HANDLING, REMOVAL, OR DISPOSAL OF OR EXPOSURE OF PERSONS TO HAZARDOUS MATERIALS IN ANY FORM AT THE PROJECT SITE, INCLUDING BUT NOT LIMITED TO ASBESTOS, ASBESTOS PRODUCTS, POLYCHLORINATED BI-PHENYL (PCB) OR OTHER TOXIC SUBSTANCES.



1 DEMOLITION FLOOR PLAN
D-201
1/8" = 1'-0"



2 DEMOLITION REFLECTED CEILING PLAN
D-201
1/8" = 1'-0"

KEYNOTE NUMBER	DESCRIPTION
01	REMOVE AND DISCARD WINDOW UNIT AND ALL TRIM/FLASHING.
02	REMOVE PORTION OF EXTERIOR CMU AND BRICK VENEER WALL AS INDICATED. SALVAGE ALL FULL BRICK FOR REUSE AT INFILL WILDOW AREA.
03	REMOVE PORTION OF WALL AS REQUIRED FOR IN WALL BOOK DROP UNIT.
04	REMOVE AND DISCARD STOREFRONT WINDOW SYSTEM AND ALL TRIM/FLASHING.
05	REMOVE AND DISCARD FLAG POLE.
06	REMOVE WALL PARTITION AS INDICATED FROM FLOOR SLAB UP TO ROOF FRAMING.
07	REMOVE AND DISCARD DOOR FRAME, DOOR AND ALL HARDWARE.
08	REMOVE AND DISCARD DRINKING FOUNTAIN, REFER TO PLUMBING DWGS. FOR TERMINATIONS.

KEYNOTE NUMBER	DESCRIPTION
09	REMOVE AND DISCARD TOILET PARTITIONS.
10	REMOVE ALL PIN MOUNTED SIGNAGE, SIGNAGE IS NOT POWERED.
11	REMOVE ADA POWERED DOOR SWITCH, SEE PLANS FOR REPAIR AT THIS AREA.
12	REMOVE RECESSED KNOX BOX. SEE PLANS FOR REPAIR AT THIS AREA.
13	REMOVE AND DISCARD BABY CHANGING STATION.
14	REMOVE AND DISCARD TOILET, URINAL, LAV., GRAB BARS AND ALL ACCESSORIES, REFER TO PLUMBING DWGS. FOR TERMINATIONS.
15	REMOVE AND DISCARD TOILET, LAV., GRAB BARS AND ALL ACCESSORIES, REFER TO PLUMBING DWGS. FOR TERMINATIONS.
16	REMOVE ALL FLOORING DOWN TO CONCRETE SLAB.
17	REMOVE COUNTER, BASE CABINET, SINK AND ALL PLUMBING.
18	ALL EXISTING SHELVING AND FURNITURE TO BE REMOVED BY SCENIC REGIONAL LIBRARY STAFF IN PREP FOR CONSTRUCTION.

KEYNOTE NUMBER	DESCRIPTION
19	EXISTING WINDOW UNIT, SILL AND EXT. TRIM TO REMAIN AS-IS.
20	EXISTING WINDOW UNIT TO REMAIN, REMOVE ANY PROJECTING SILL IN PREP FOR NEW INFILL WALL CONDITION.
21	REMOVE AND DISCARD CIRCULATION DESK TERMINATING ALL POWER AND DATA AS REQUIRED.
22	REMOVE AND TERMINATE ALL DATA AND POWER THIS AREA AS REQUIRED.
23	REMOVE EXT. WALL MOUNTED LIGHT FIXTURES AND TERMINATE POWER AS REQUIRED.
24	EXISTING 2X2 CEILING GRID TO REMAIN THIS AREA. ALL CEILING TILE TO BE REMOVED.
25	REMOVE AND DISCARD 2X4 LIGHT FIXTURE, REFER TO CEILING PLAN AND ELECTRICAL FOR NEW LIGHTING CONDITION.
26	REMOVE AND DISCARD GYP. BD. CEILING AND ALL FRAMING.

KEYNOTE NUMBER	DESCRIPTION
27	REMOVE ROLLING GRILLE AND ALL FRAMING.
28	REMOVE CEILING GRID, TILES, LIGHTING AND EXHAUST FAN THIS ROOM IN PREP. FOR NEW CONDITION.
29	REMOVE CEILING GRID, TILES, LIGHTING AND EXHAUST FAN THIS ROOM IN PREP. FOR NEW CONDITION.
30	REMOVE SUSPENDED LINEAR LIGHT FIXTURE.
31	REMOVE GYP. BD. BULKHEAD.
32	REMOVE CEILING GRID, TILES AND ALL LIGHTING THIS AREA IN PREP. FOR NEW CONDITION.
33	REMOVE AND DISCARD SUPPLY AIR GRILLE, REFER TO MECHANICAL DRAWINGS FOR NEW CONDITION.
34	REMOVE AND DISCARD RETURN AIR GRILLE, REFER TO MECHANICAL DRAWINGS FOR NEW CONDITION.
35	AREA BOUND BY HEAVY DASHED LINE INDICATES AREA OF CEILING OPEN TO STRUCTURE/DECK. ANY LOOSE CABLES TO BE PLACED TIGHT TO DECK.
36	BASE BID HAS ALL OF THE 2X4 LIGHT FIXTURES TO REMAIN AND BE RELAMPED. ALTERNATE IS TO REPLACE ALL OF THESE FIXTURES WITH NEW, REFER TO ALTERNATE SPEC. SECTION AND ELECTRICAL DRAWINGS.
37	REMOVE WALL CLADDING DOWN TO SHEATHING IN PREP FOR NEW CLADDING, REFER TO ELEVATION AND DETAILS FOR NEW CONDITION.
38	REMOVE BRICK CLADDING THIS AREA IN PREP FOR NEW WALL CONDITION.
39	EXISTING CANOPY TO REMAIN.
40	REFER TO ALTERNATE #16 REGARDING ALL LIGHTING WITHIN THE AREA OF THE DASHED LINES.
41	REMOVE WALL COPING THIS AREA IN PREPARATION FOR NEW TOP OF WALL CONDITION AT EXISTING FACE OF BUILDING. REFER TO EXPANSION JUNT DETAIL.
42	REMOVE GYP. BD. FROM THIS PARTION IN PREP FOR NEW WALL FINISH. WALL STUDS TO REMAIN AS-IS.

No.	Date	Description
	04/14/17	ISSUED FOR BID
	05/09/17	ADDENDUM A
E	05/15/17	ADDENDUM B

DRAWN BY: SC/SH

PROJECT NUMBER: 16-1161.06

SHEET TITLE:
FLOOR PLAN - FIRST FLOOR

A-201

GENERAL NOTES - FLOOR PLAN

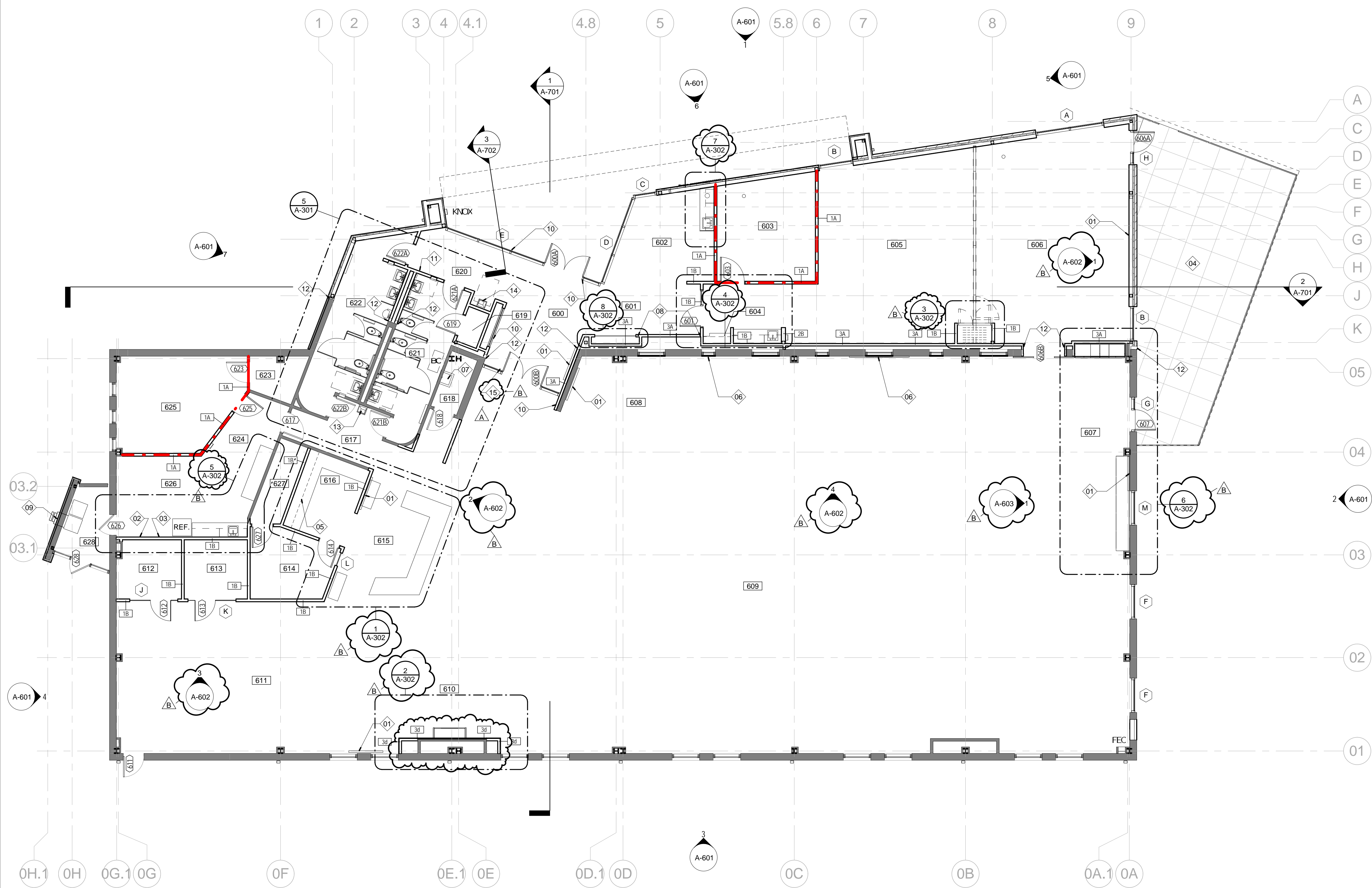
- REFER TO SHEET A-001 FOR FLOOR PLAN GENERAL NOTES

KEYED NOTES - FLOOR PLAN

KEYNOTE NUMBER	DESCRIPTION
01	PROVIDE BLOCKING IN WALL FOR WALL-MOUNTED DISPLAY
02	PROVIDE BLOCKING IN WALL FOR COAT HOOKS
03	PROVIDE BLOCKING IN WALL FOR LOCKERS
04	OUTDOOR CONC. PATIO, FENCING AND SHADE STRUCTURE ARE ALTERNATE #1- REFER TO A-001 AND SPECS. FOR MORE INFORMATION
05	PROVIDE BLOCKING IN WALL FOR WALL-HUNG SHELVING
06	PROVIDE BLOCKING IN WALL FOR BULLETIN BOARD, C.F.C.I.
07	JANITOR'S MOP SINK, REFER TO PLUMBING DRAWINGS AND SPECIFICATIONS.
08	PROVIDE BLOCKING IN WALL FOR DONOR WALL, O.F.O.I.
09	IN-WALL BOOK DROP UNIT, REFER TO DETAILS AND SPECIFICATIONS.
10	LOCATION OF ADA DOOR OPERATOR, REFER TO DOOR HDWR. AND ELECTRICAL DRAWINGS.
11	PROVIDE BLOCKING IN WALL FOR LOCKING BULLETIN BOARD CASE, C.F.C.I.
12	6" WIDE EXPANSION JOINT, REFER TO SPECIFICATIONS.
13	NEW DRINKING FOUNTAIN IN PLACE OF REMOVED AND DEMOLISHED UNIT, REFER TO PLUMBING DRAWINGS.
14	NEW DRINKING FOUNTAIN, REFER TO PLUMBING DRAWINGS.
15	SURFACE APPLIED SELF-CONTAINED DOOR COUNTER DEVICE TO BE RELOCATED FROM EXISTING FACILITY, NO POWER OR DATA CONNECTION REQUIRED. COORDINATE WITH OWNER, O.F.C.I.

ROOM SCHEDULE

Number	Name
600	VESTIBULE
601	CORRIDOR
602	CAFE/VENDING
603	STORAGE
604	COATS
605	MEETING ROOM A
606	MEETING ROOM B
607	CHILDRENS AREA
608	TEEN AREA
609	CIRCULATION
610	ADULTS AREA
611	CIRCULATION
612	STUDY
613	STUDY
614	OFFICE
615	CIRCULATION
616	WORK ROOM
617	CORRIDOR
618	JANITOR'S CLOSET
619	ELECT.
620	CORRIDOR
621	WOMENS
622	MENS
623	MECH / ELEC
624	WORK AREA
625	STORAGE
626	BREAK ROOM
627	ELEC.
628	BOOK DROP
629	CORRIDOR



PLAN NORTH
1 FLOOR PLAN
1/8" = 1'-0"

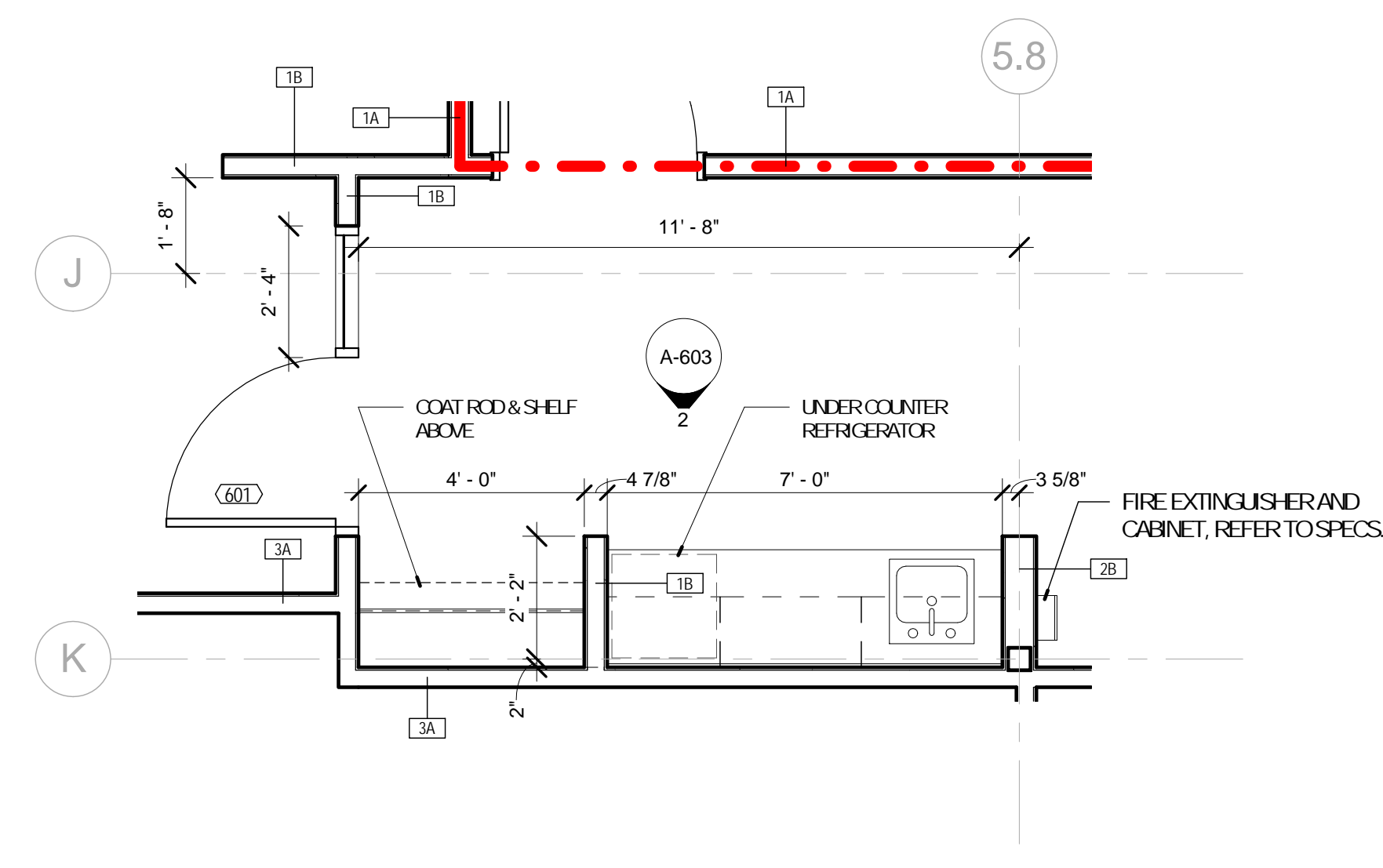
No.	Date	Description
	04/14/17	ISSUED FOR BID
	05/09/17	ADDENDUM A
	05/15/17	ADDENDUM B

DRAWN BY: Author

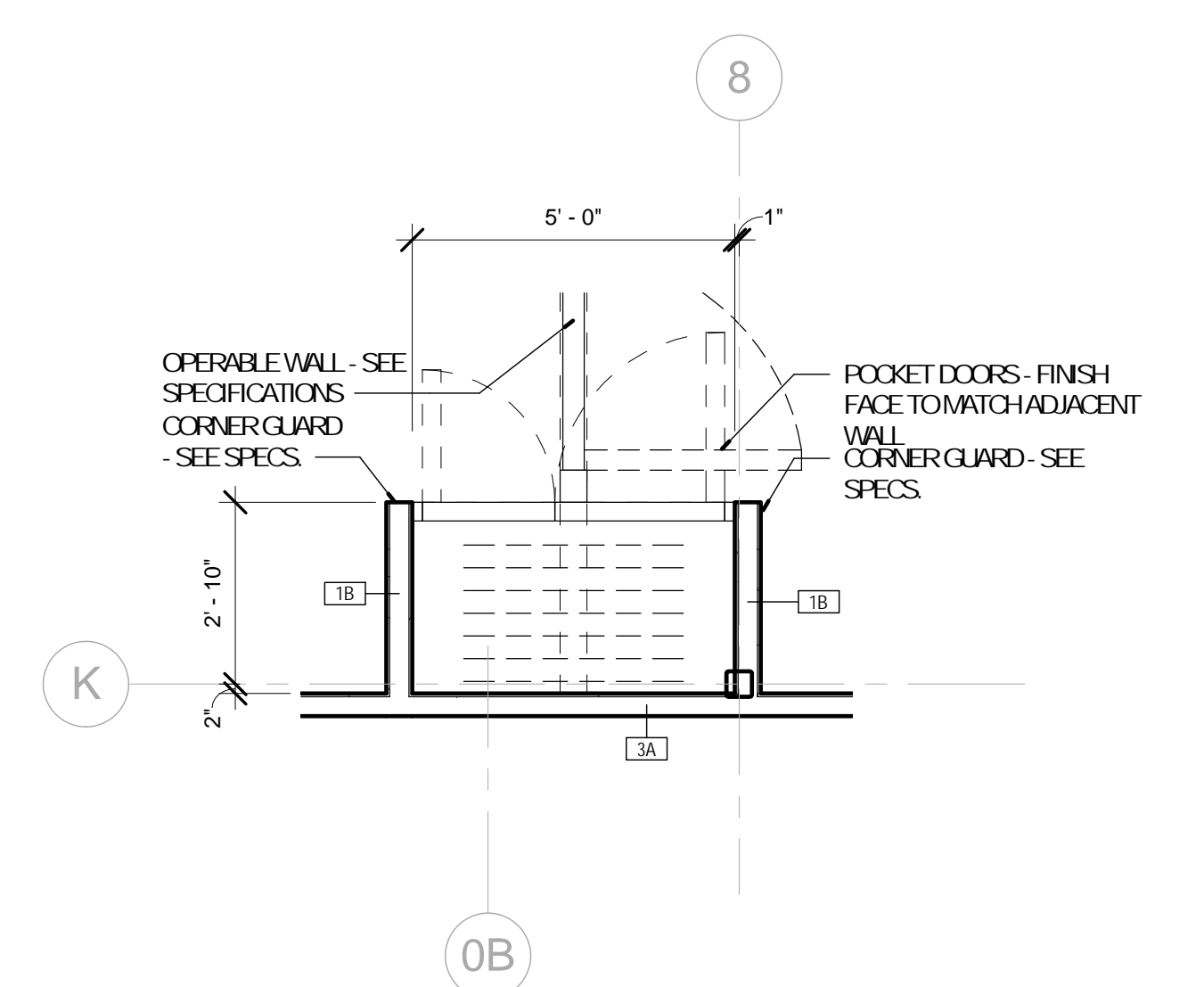
PROJECT NUMBER: 16-1161.06

SHEET TITLE: ENLARGED PLANS

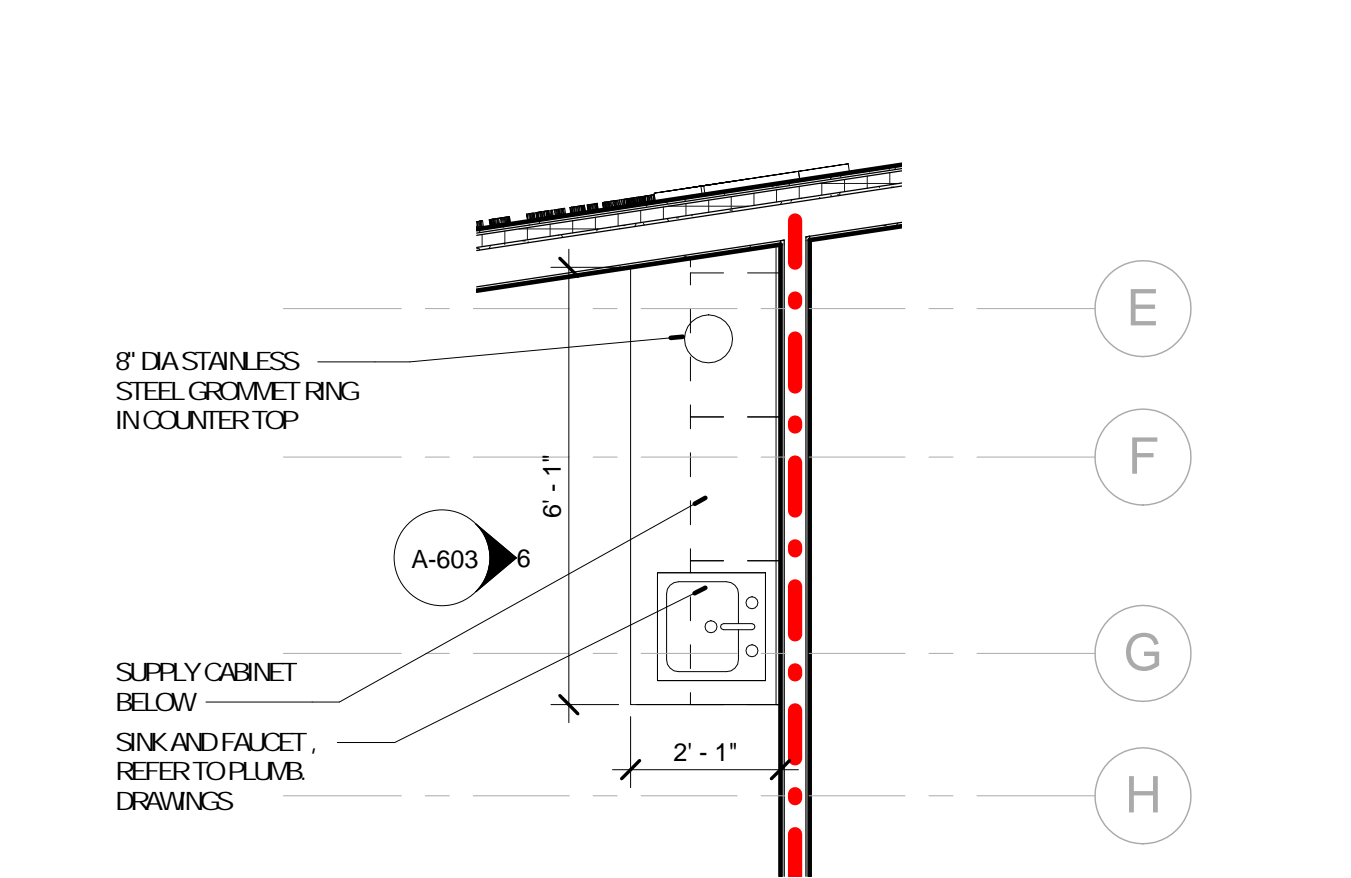
A-302



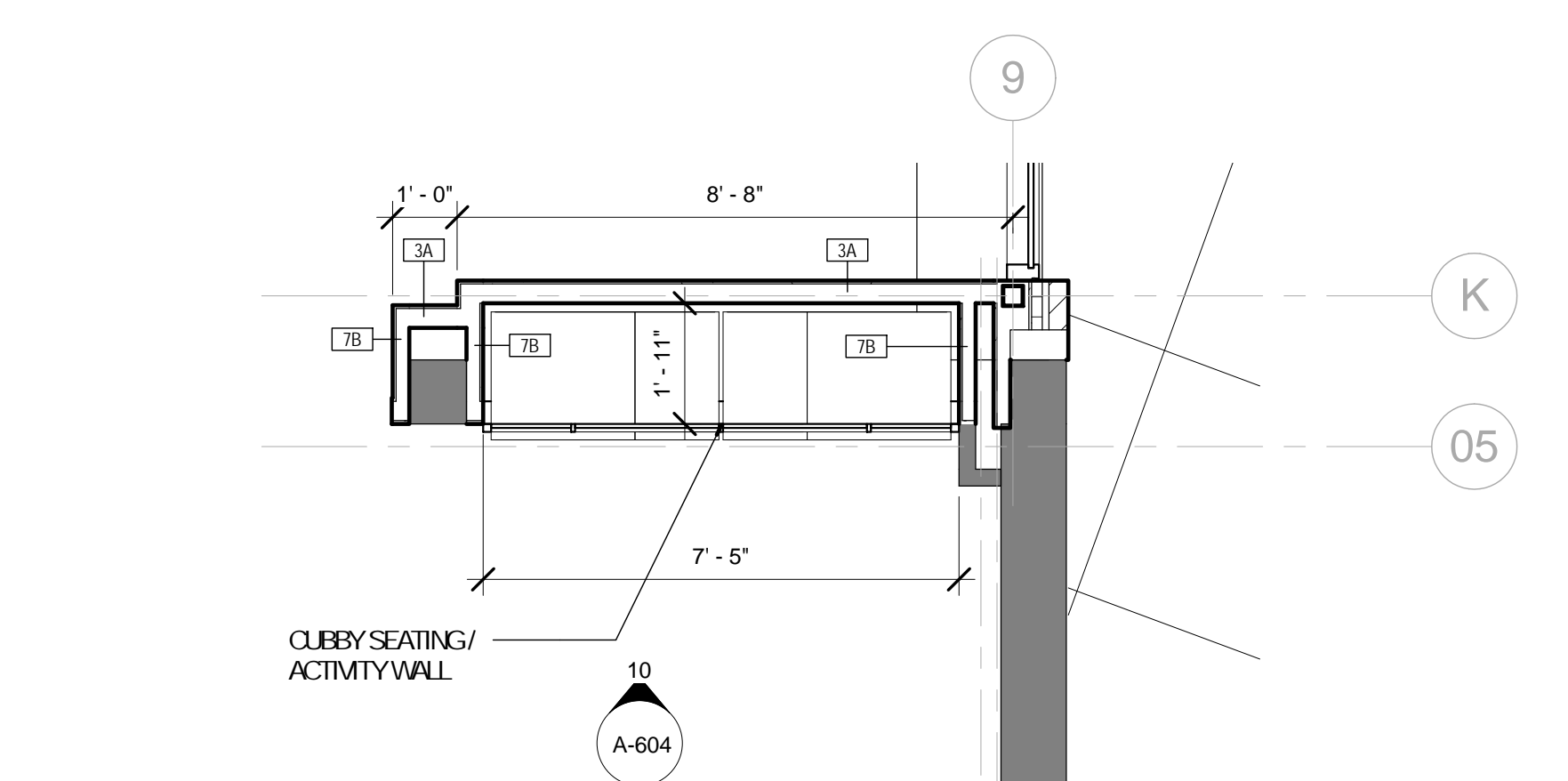
4 EP - MTG. RM. MILLWORK
A-302 3/8" = 1'-0"



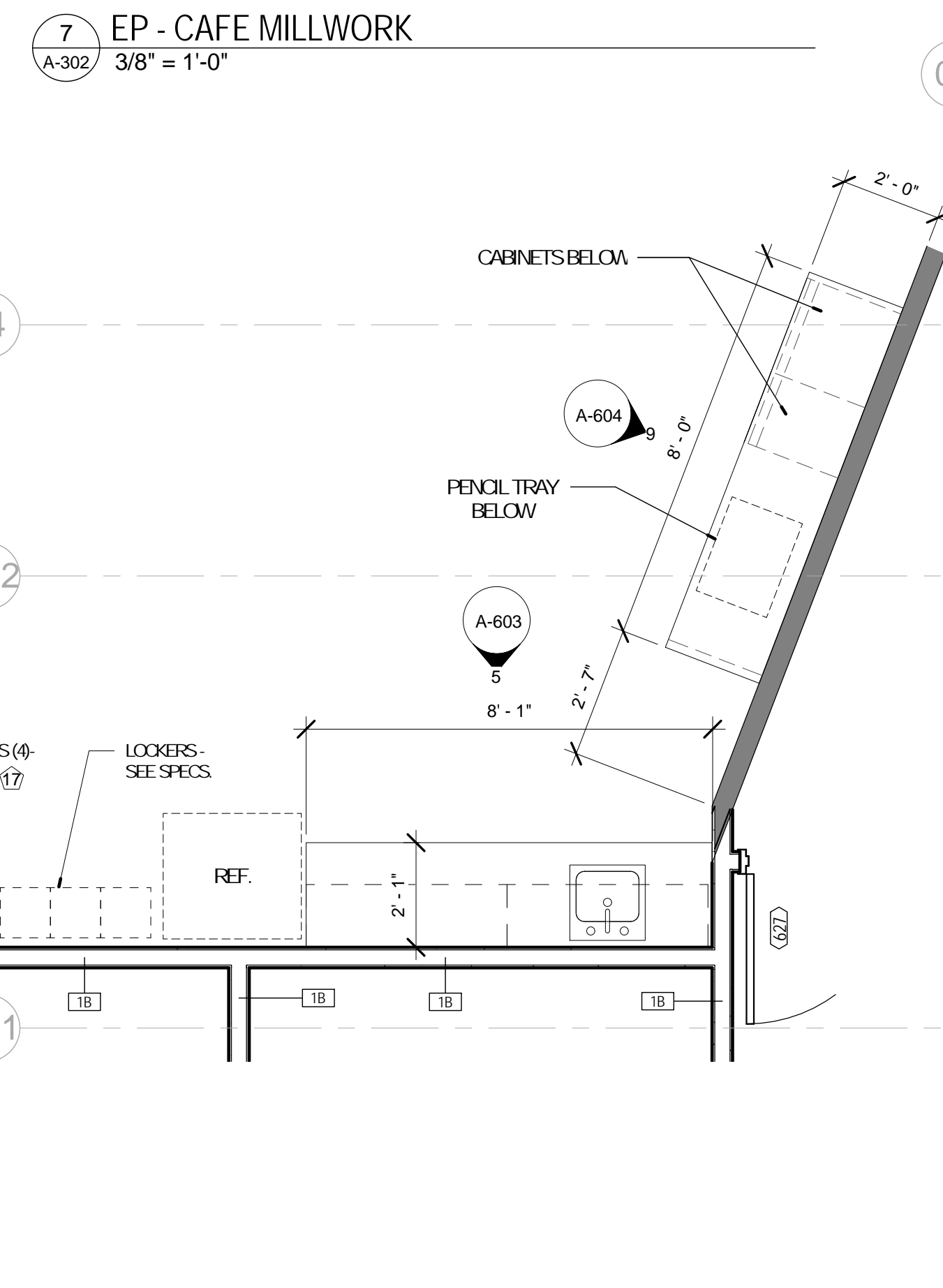
3 EP - OPERABLE WALL
A-302 3/8" = 1'-0"



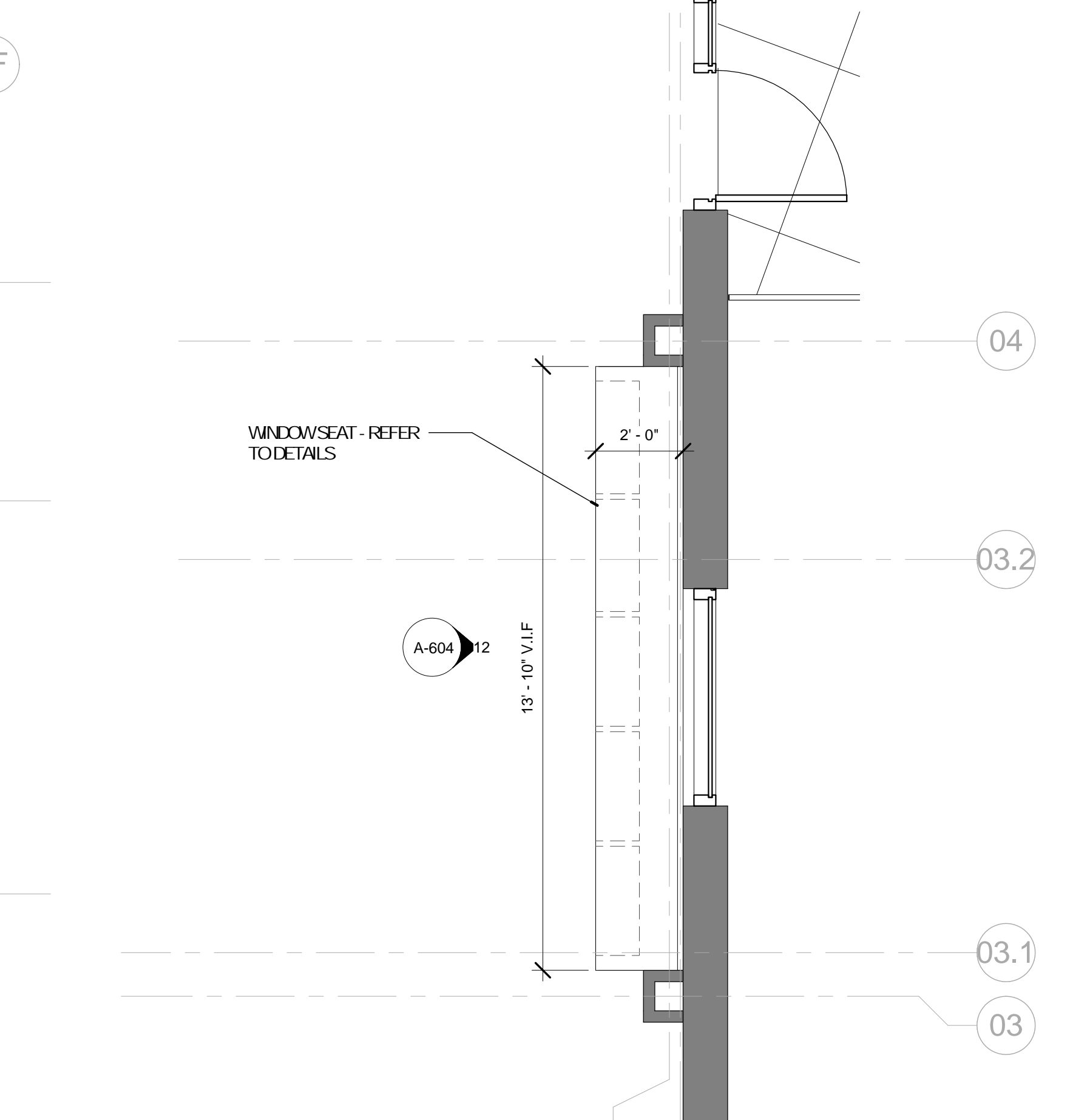
7 EP - CAFE MILLWORK
A-302 3/8" = 1'-0"



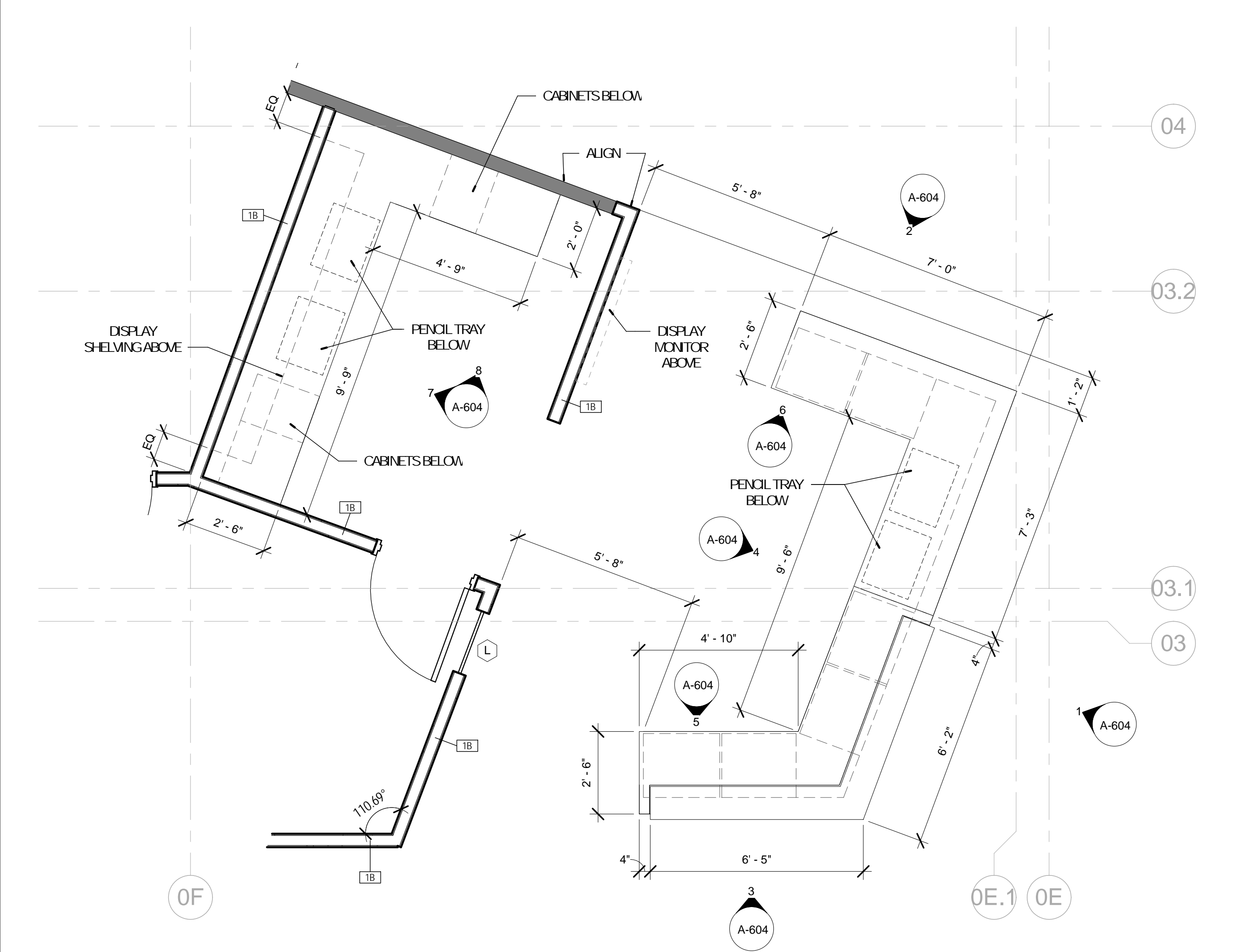
6 EP - CHILDREN'S AREA
A-302 3/8" = 1'-0"



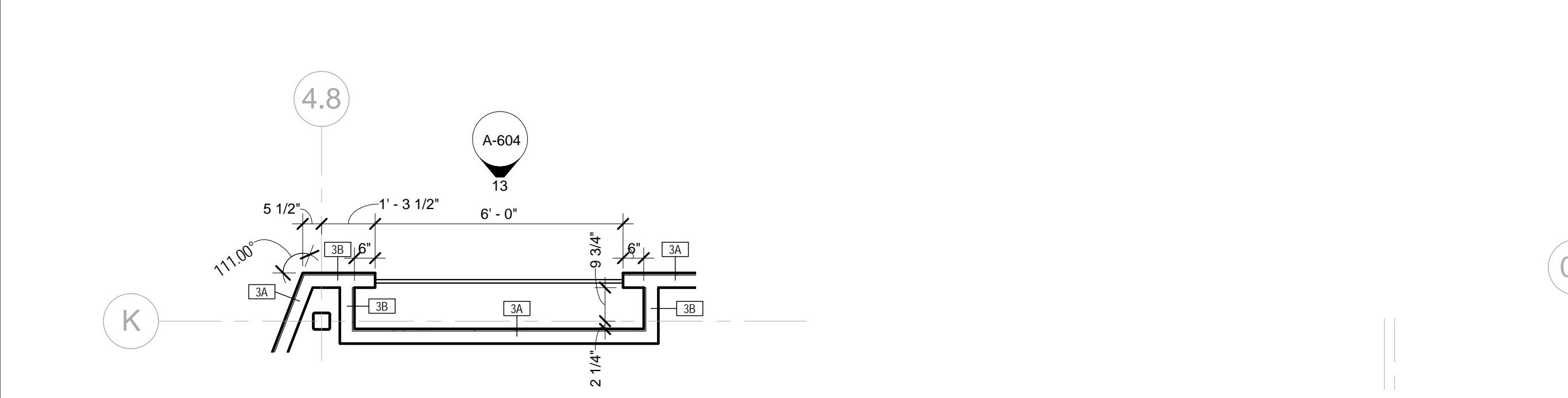
5 EP - BREAK ROOM MILLWORK
A-302 3/8" = 1'-0"



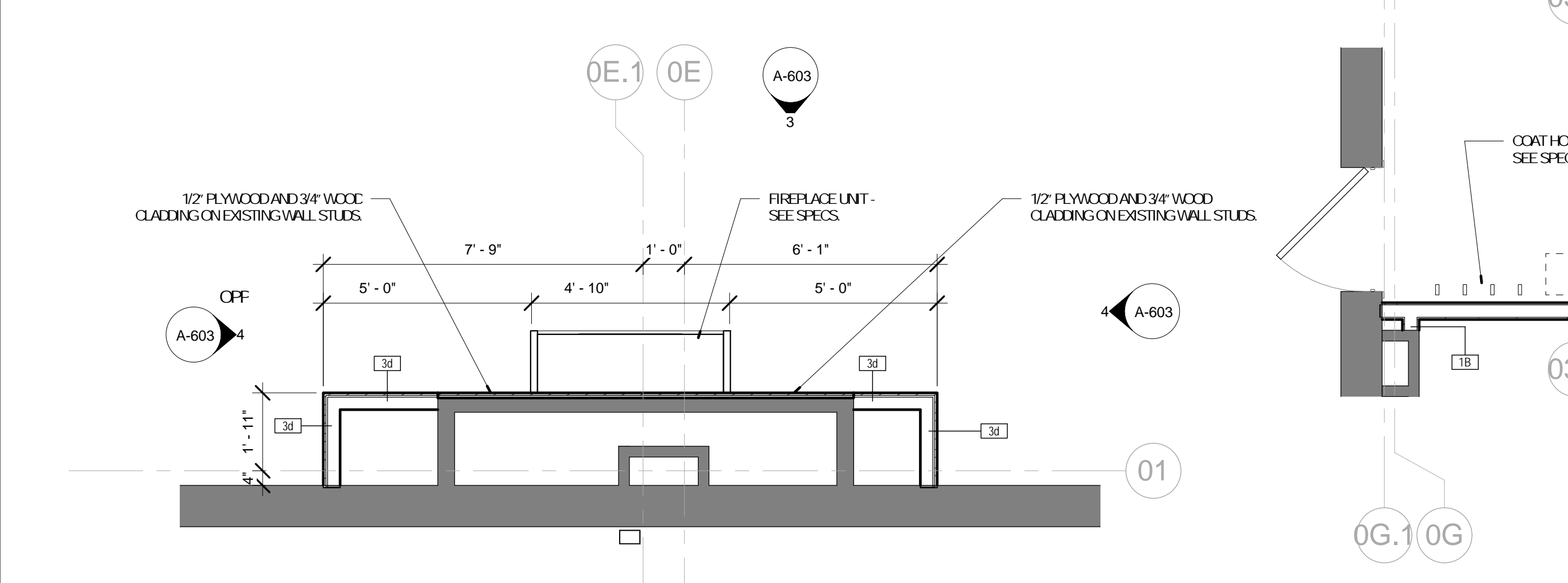
2 EP - ADULTS AREA
A-302 3/8" = 1'-0"



1 EP - CIRCULATION DESK
A-302 3/8" = 1'-0"

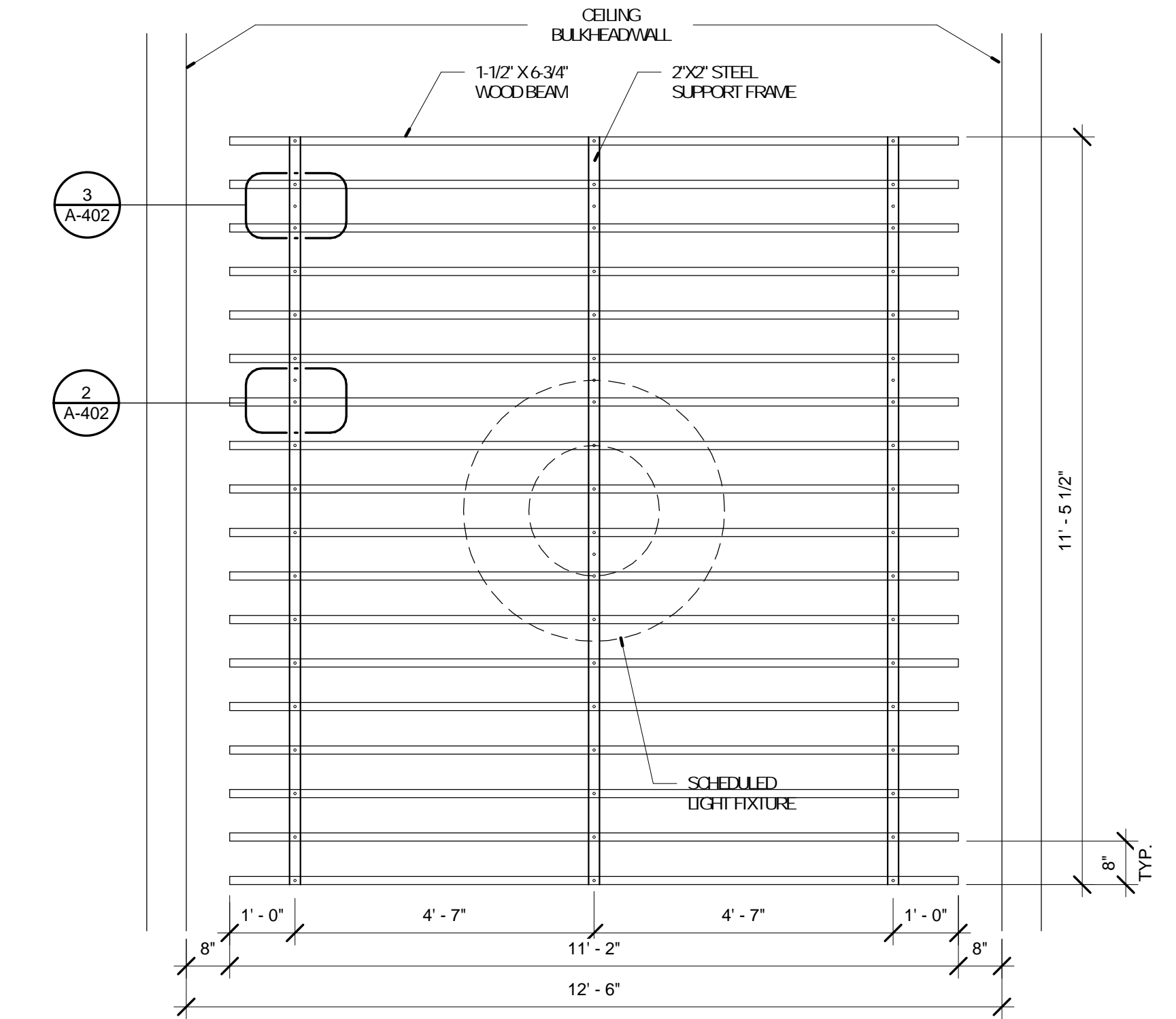


8 EP - ENTRY DISPLAY
A-302 3/8" = 1'-0"

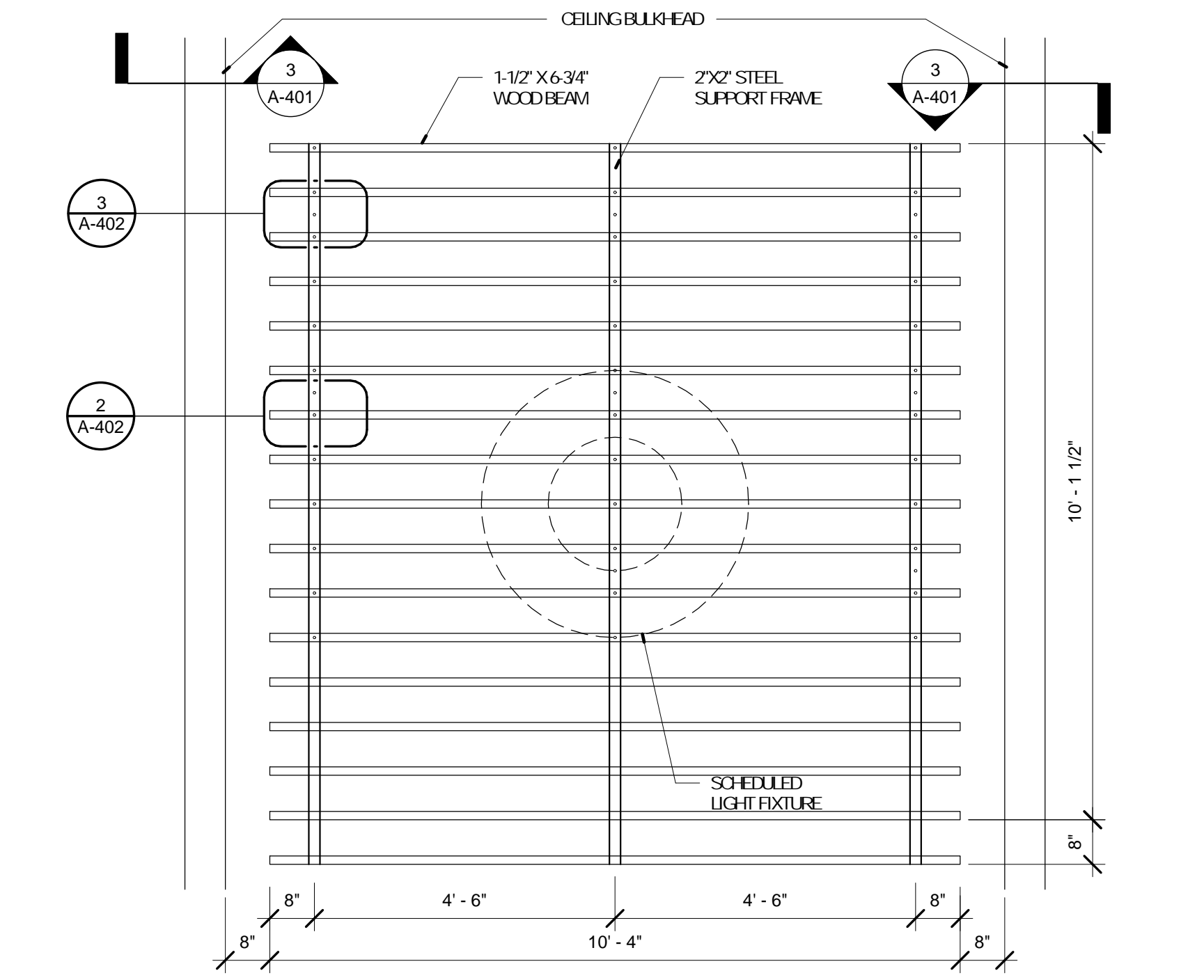


2 EP - ADULTS AREA
A-302 3/8" = 1'-0"

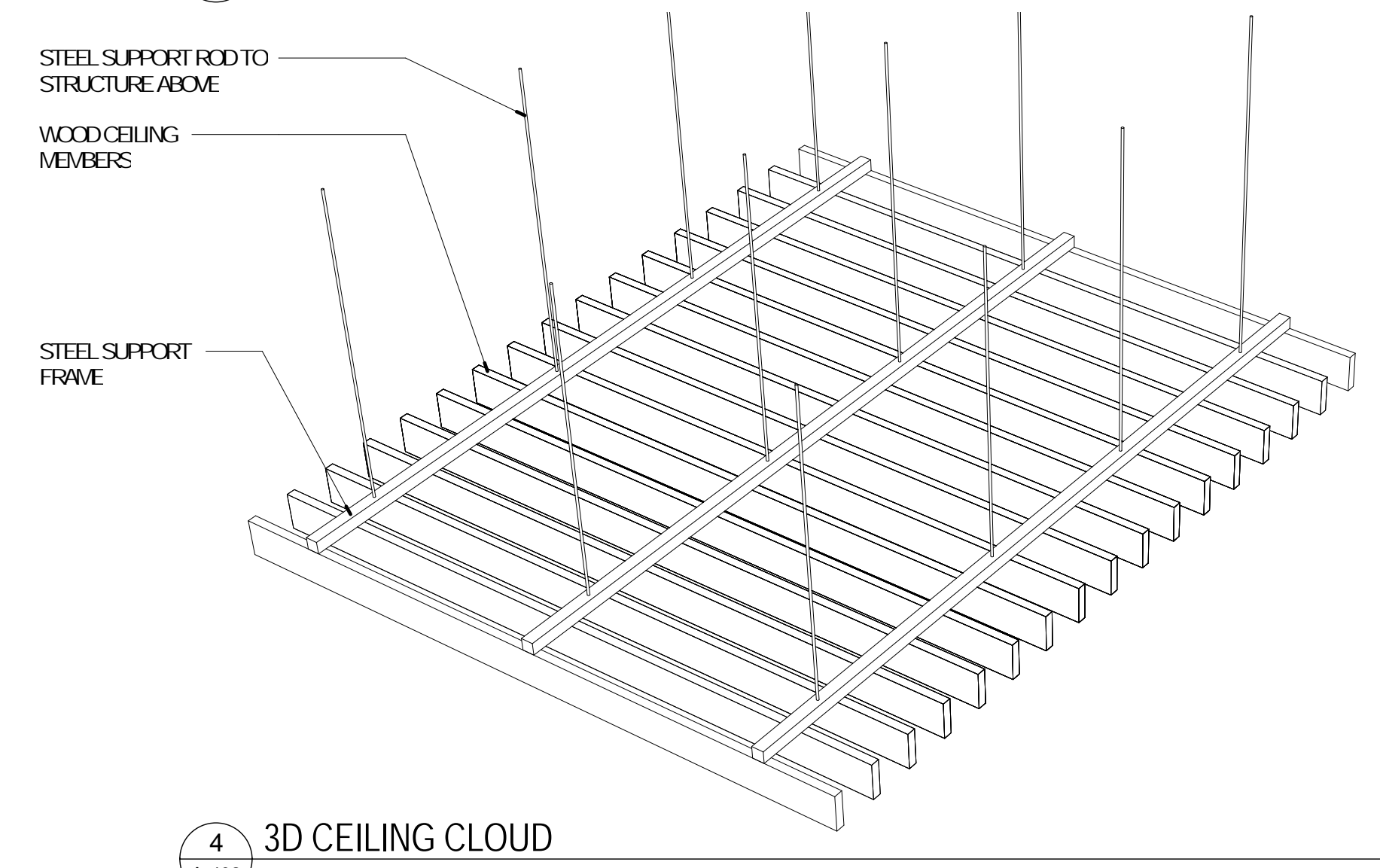
No.	Date	Description
	04/14/17	ISSUED FOR BID
	05/09/17	ADDENDUM A
E	05/15/17	ADDENDUM B



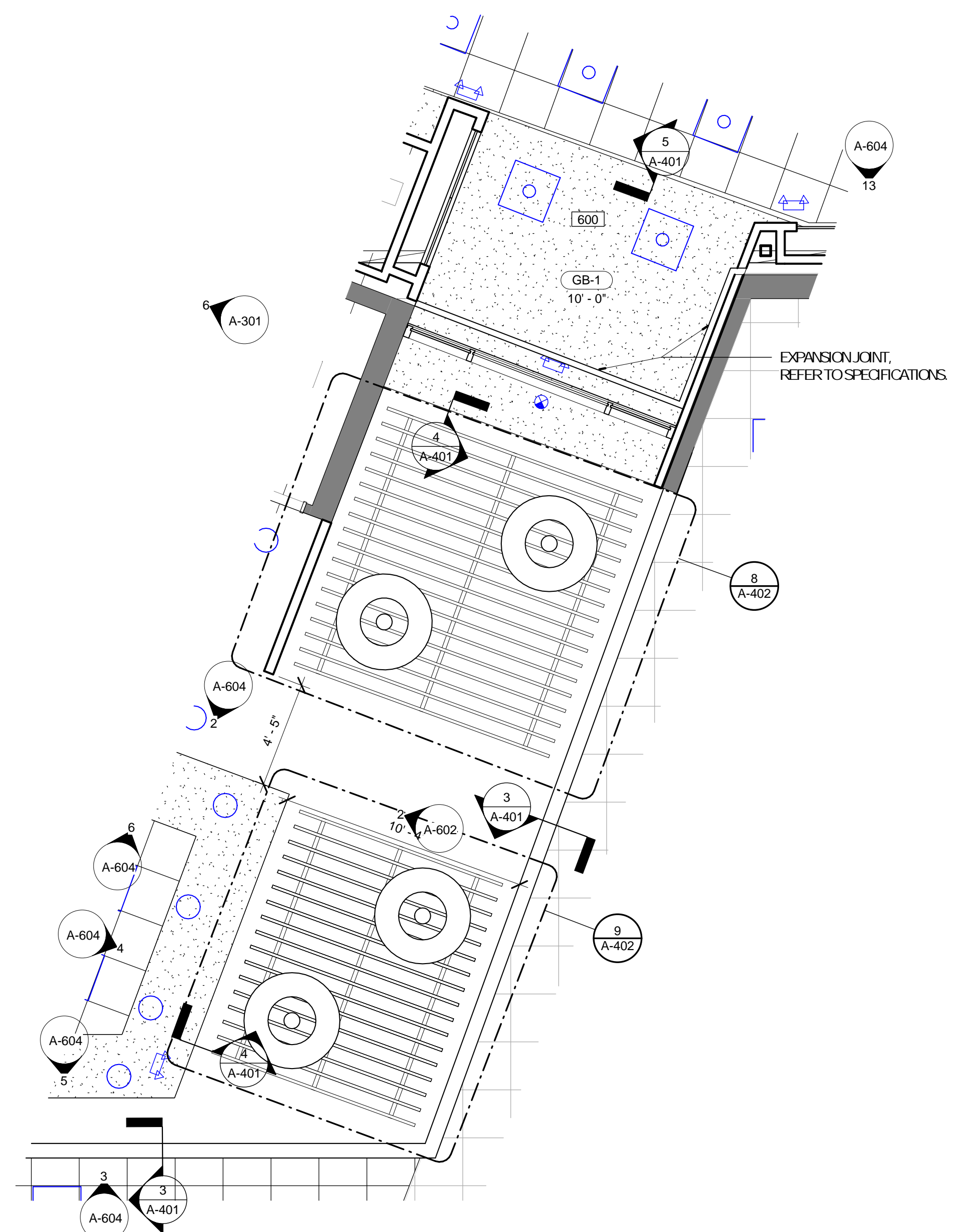
8 ENLARGED CEILING PLAN @ DECORATIVE CLOUD
A-402 1/2" = 1'-0"



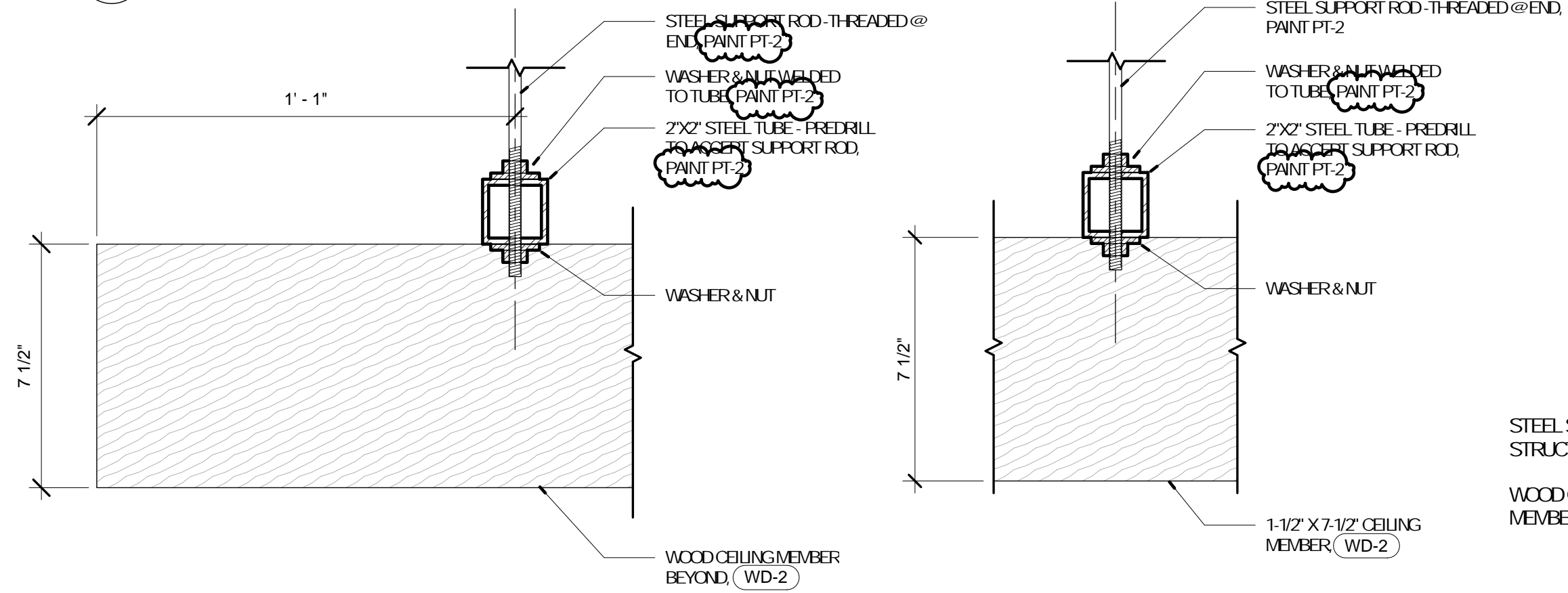
9 ENLARGED CEILING PLAN @ DECORATIVE CLOUD
A-402 1/2" = 1'-0"



4 3D CEILING CLOUD
A-402

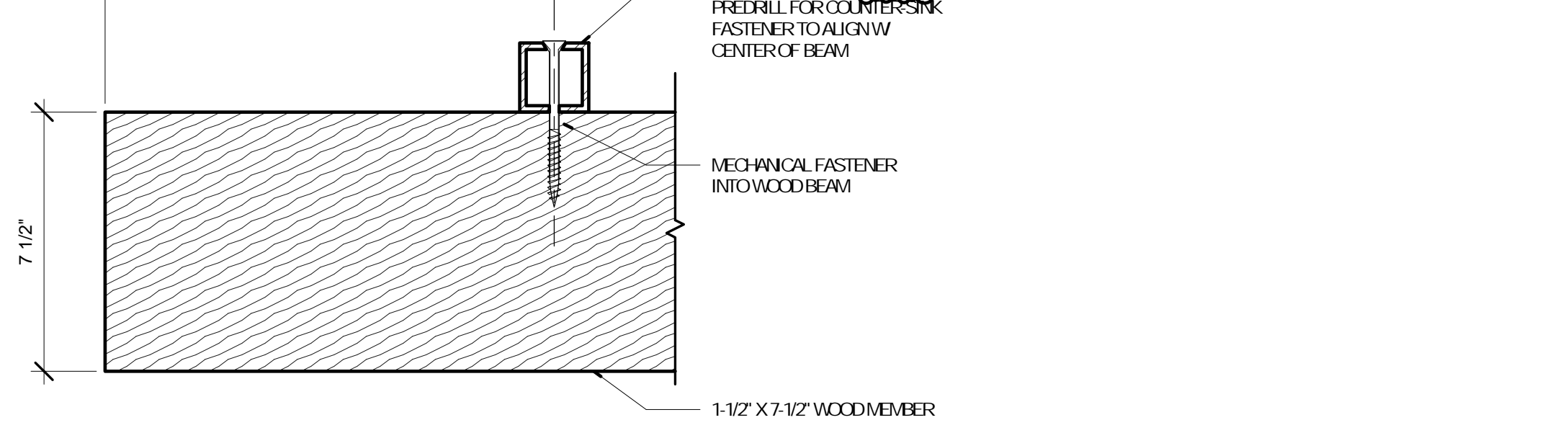


5 RCP - ENTRY LOBBY
A-402 1/4" = 1'-0"

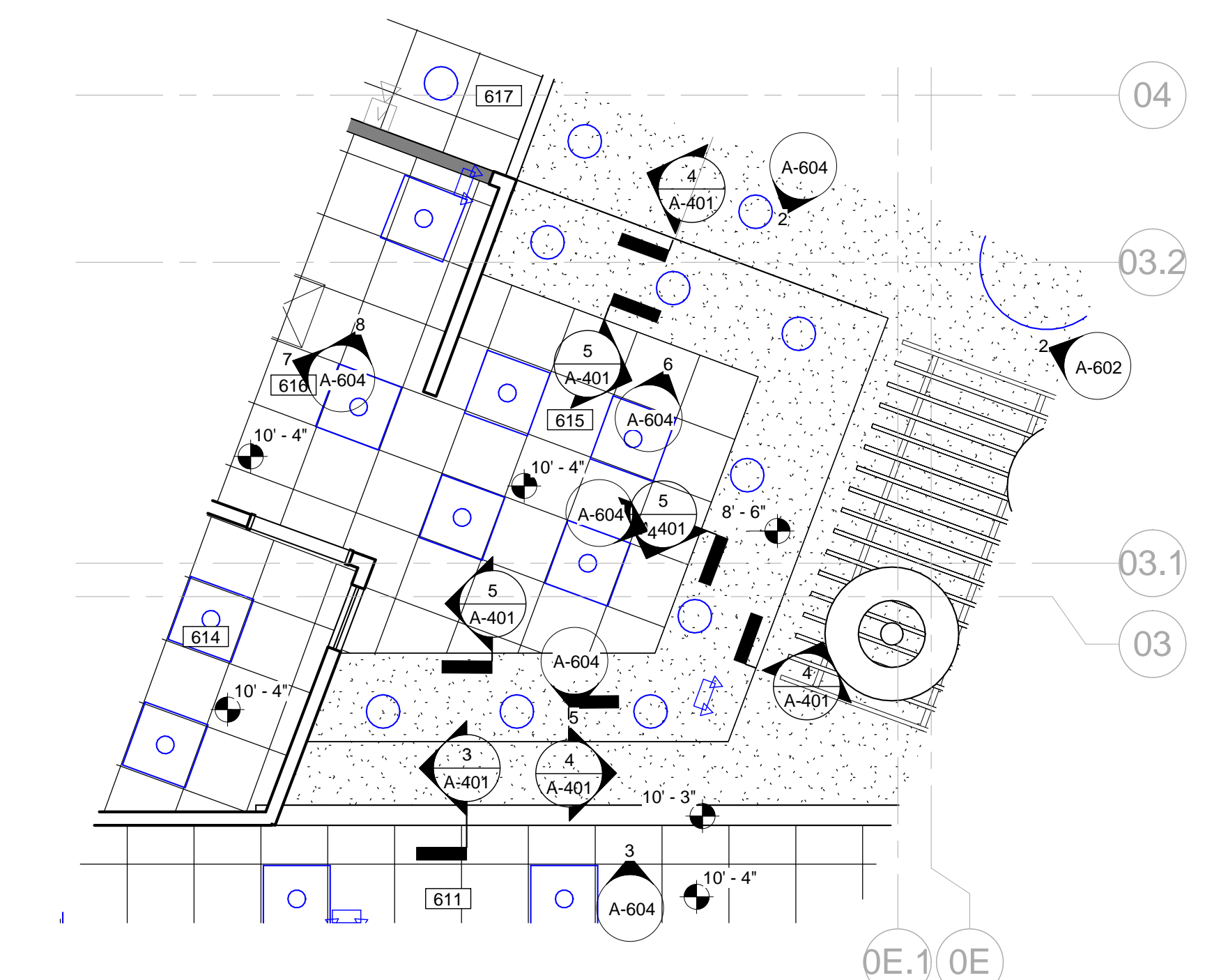


3 DETAIL - DECORATIVE WOOD BEAM
A-402 3" = 1'-0"

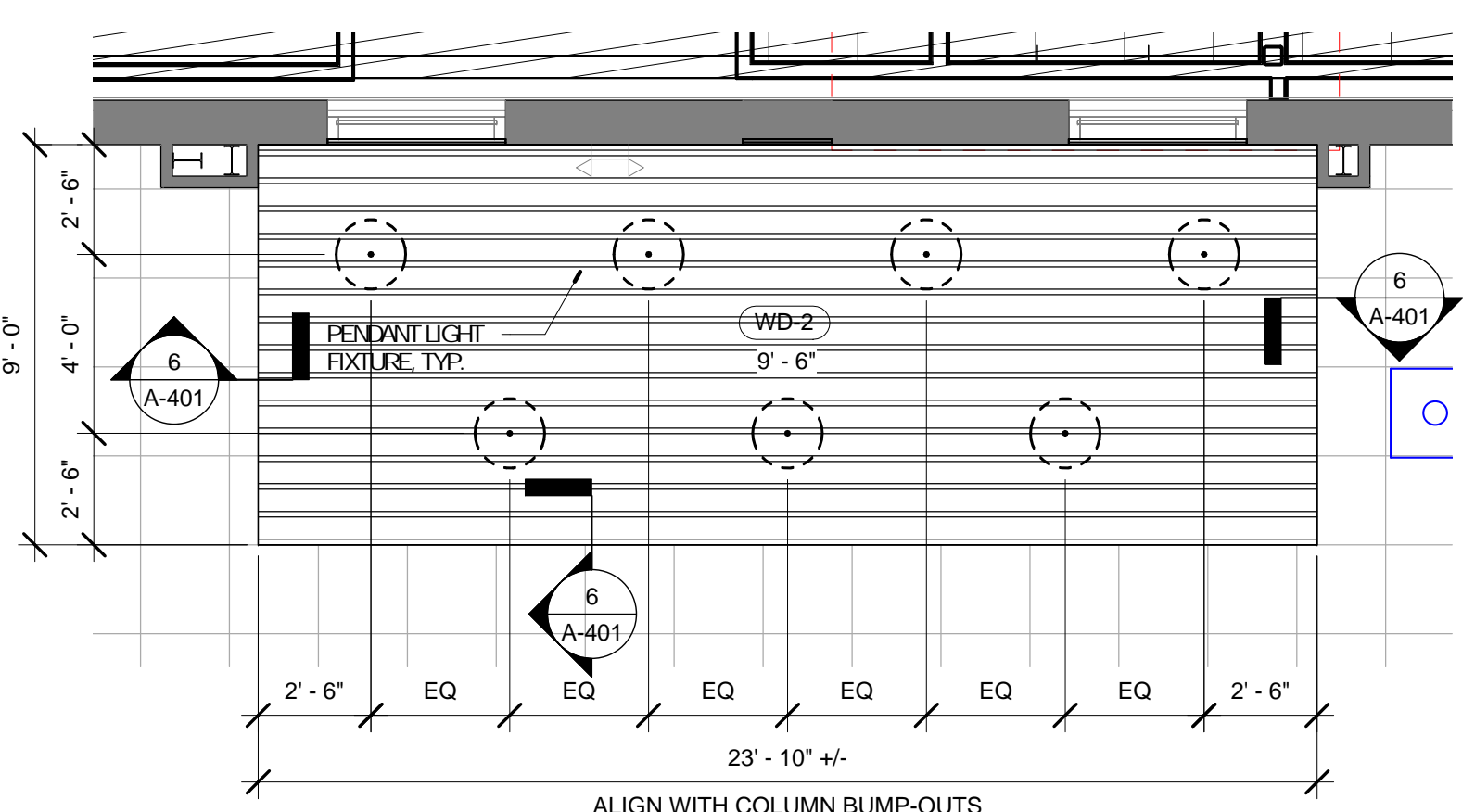
10 DETAIL - DECORATIVE WOOD BEAM
A-402 3" = 1'-0"



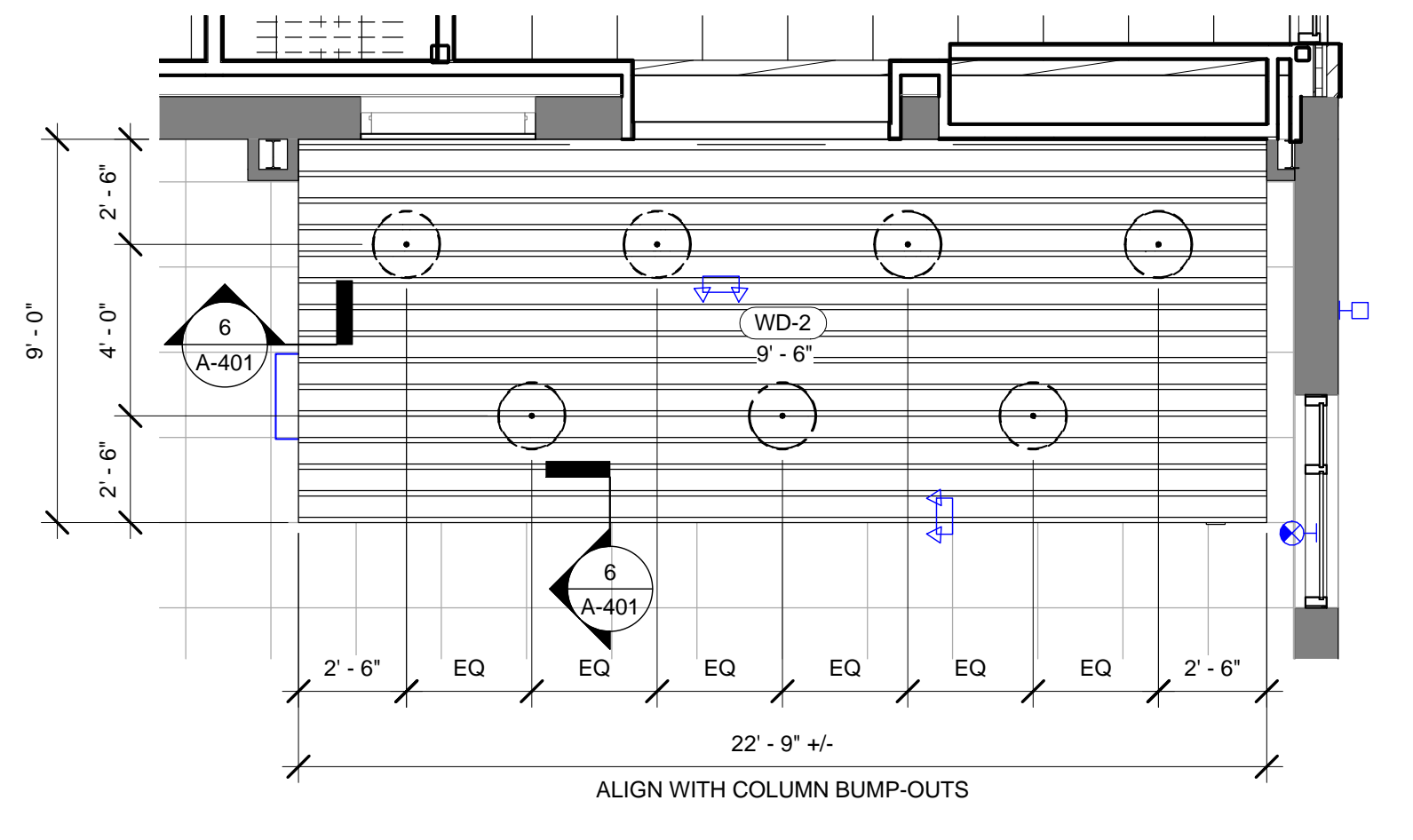
2 DETAIL - DECORATIVE WOOD BEAM
A-402 3" = 1'-0"



1 ENLARGED CEILING PLAN @ CIRCULATION DESK
A-402 1/4" = 1'-0"



6 ENLARGED CEILING PLAN @ TEENS AREA
A-402 1/4" = 1'-0"



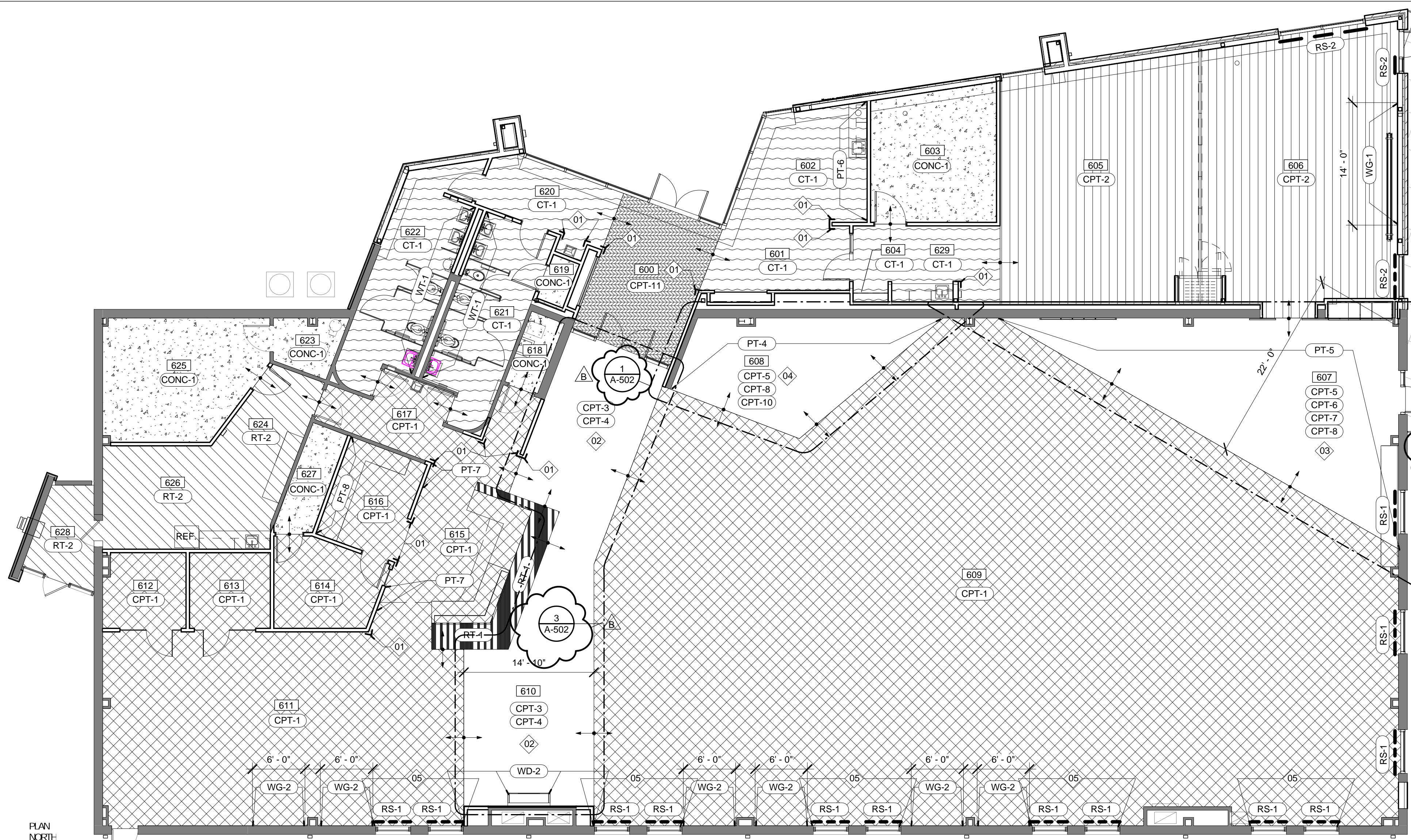
7 ENLARGED CEILING PLAN @ CHILDREN'S AREA
A-402 1/4" = 1'-0"

GENERAL NOTES - FINISH PLAN

- FINISH PLAN GENERAL NOTE

KEYED NOTES - FINISH PLAN

Keynote Number	Description
01	FINISH PLAN KEYED NOTE
01	PROVIDE CORNER GUARD THIS LOCATION, SEE SPECS.
02	COMBINATION OF CPT-3 AND CPT-4 THIS AREA.
03	COMBINATION OF CPT-5, CPT-6, CPT-7 AND CPT-8 THIS AREA.
04	COMBINATION OF CPT-5, CPT-8 AND CPT-10 THIS AREA.
05	PAINT EXISTING WINDOW SILLS PT-1 TO MATCH WALL COLOR.



1 FINISH PLAN
1/8" = 1'-0"

ROOM FINISH SCHEDULE

NUMBER	NAME	FLOORING		WALLS				CEILING FINISH	REMARKS
		FLOOR FINISH	BASE	NORTH WALL	SOUTH WALL	EAST WALL	WEST WALL		
600	VESTIBULE	CPT-11	RB-1	PT-1	PT-1	PT-1	PT-1	ACT-1/GB-1	
601	CORRIDOR	CT-1	TB-1	PT-1	PT-1	PT-1	PT-1	ACT-1	
602	CAFE/VENDING	CT-1	TB-1	PT-1	PT-1	PT-6	PT-1	ACT-1	
603	STORAGE	CONC-1	RB-1	PT-1	PT-1	PT-1	PT-1	N/A	
604	COATS	CT-1	TB-1	N/A	PT-1	PT-1	PT-1	GB-1	
605	MEETING ROOM A	CPT-2	RB-1	PT-1	PT-1	N/A	PT-1	ACT-1	
606	MEETING ROOM B	CPT-2	RB-1	PT-1	PT-1	PT-1/WG-1	N/A	ACT-1	WG-1 ON EAST WALL, REFER TO FINISH PLAN
607	CHILDRENS AREA	CPT-5,6,7,8	RB-1	PT-5	N/A	PT-5	N/A	ACT-1	
608	TEEN AREA	CPT-5,8,10	RB-1	PT-4	PT-1	PT-1	PT-4	ACT-1	
609	CIRCULATION	CPT-1	RB-1	PT-1	PT-1/WG-2	PT-1	PT-1	ACT-1	WG-2 SOUTH WALL, REFER TO FINISH PLAN
610	ADULTS AREA	CPT-3/CPT-4	RB-1	N/A	PT-1/WG-2	N/A	N/A	ACT-1	WG-2 ON RETURN WALLS, REFER TO PLAN
611	CIRCULATION	CPT-1	RB-1	PT-1	PT-1	PT-1	PT-1	ACT-1	
612	STUDY	CPT-1	RB-1	PT-1	PT-1	PT-1	PT-1	ACT-1	
613	STUDY	CPT-1	RB-1	PT-1	PT-1	PT-1	PT-1	ACT-1	
614	OFFICE	CONC-1	RB-1	PT-1	PT-1	PT-1	PT-1	ACT-1	
615	CIRCULATION	CPT-1	RB-1	N/A	N/A	N/A	PT-1/PT-7	ACT-1/GB-1	
616	WORK ROOM	CPT-1	RB-1	PT-1	PT-1	PT-1	PT-8	ACT-1	
617	CORRIDOR	CPT-1	RB-1	PT-1	PT-1	PT-1	PT-1	ACT-1	
618	JANITOR'S CLOSET	CONC-1	RB-1	PT-1	PT-1	PT-1	PT-1	N/A	
619	ELECT.	CONC-1	RB-1	PT-1	PT-1	PT-1	PT-1	N/A	
620	CORRIDOR	CT-1	TB-1	PT-1	PT-1	PT-1	PT-1	ACT-1	
621	WOMENS	CT-1	TB-1	PT-1	PT-1	PT-1	WT-1	GB-1	NO TB-1 ON WET WALL, REFER TO ELEVATION
622	MENS	CT-1	TB-1	PT-1	PT-1	WT-1	PT-1	GB-1	NO TB-1 ON WET WALL, REFER TO ELEVATION
623	MECH/ELEC	CONC-1	RB-1	PT-1	PT-1	PT-1	PT-1	N/A	
624	WORK AREA	RT-2	RB-1	PT-1	PT-1	PT-1	PT-1	ACT-1	
625	STORAGE	CONC-1	RB-1	PT-1	PT-1	PT-1	PT-1	N/A	
626	BREAK ROOM	RT-2	RB-1	PT-1	PT-1	PT-1	PT-1	GB-1	
627	ELEC.	CONC-1	RB-1	PT-1	PT-1	PT-1	PT-1	N/A	
628	BOOK DROP	RT-2	RB-1	PT-1	PT-1	PT-1	PT-1	EXIST TO REMAIN	PAINT EXISTING CEILING PT-2
629	CORRIDOR	CT-1	TB-1	PT-1	PT-1	N/A	PT-1	ACT-1	

ROOM SCHEDULE

Number	Name
600	VESTIBULE
601	CORRIDOR
602	CAFF/VENDING
603	STORAGE
604	COATS
605	MEETING ROOM A
606	MEETING ROOM B
607	CHILDRENS AREA
608	TEEN AREA
609	CIRCULATION
610	ADULTS AREA
611	CIRCULATION
612	STUDY
613	STUDY
614	OFFICE
615	CIRCULATION
616	WORK ROOM
617	CORRIDOR
618	JANITOR'S CLOSET
619	ELECT.
620	CORRIDOR
621	WOMENS
622	MENS
623	MECH/ELEC
624	WORK AREA
625	STORAGE
626	BREAK ROOM
627	ELEC.
628	BOOK DROP
629	CORRIDOR

FINISH LEGEND

NOTE: NOT ALL FINISHES LISTED BELOW APPLY TO THIS BRANCH. REFER TO DRAWINGS FOR ALL FINISH LOCATIONS.

CPT-1 DESC: MODULAR CARPET TILE (18X36) MNF: TANDUS CENTIVA STYLE: EVANESCE 04617 COLOR: SPACE GREY 73702 INSTALLATION: HERRINGBONE SIZE: 18" X 36"	CPT-9 DESC: MODULAR CARPET TILE (24X24) MNF: SHAW CONTRACT GROUP STYLE: COLOR FORM COLOR: PUZZLE 81991 INSTALLATION: 1/4 TURN SIZE: 24" X 24"	RT-2 DESCRIPTION: LUXURY VINYL TILE MNF: SHAW HARD SURFACE STYLE: GRAN'GMENT COLOR: BONE 65515 LOCATION: BREAK ROOM	GL-1 DESCRIPTION: 1" IG UNIT, LOW-E INSUL. GLASS MNF: PPG, STYLE: SOLARBAN 60 COLOR: OPTIGRAY + CLEAR	PT-7 MNF: SHERWIN-WILLIAMS COLOR: TBC LOCATION: ACCENT PAINT CIRCULATION
CPT-2 DESC: MODULAR CARPET TILE (24X24) MNF: TANDUS CENTIVA STYLE: EVANESCE 04617 COLOR: SPACE GREY 73702 INSTALLATION: VERTICAL ASHLAR SIZE: 24" X 24"	CPT-10 DESC: MODULAR CARPET TILE (24X24) MNF: SHAW CONTRACT GROUP STYLE: VIEW COLOR: SPACE 7850 INSTALLATION: 1/4 TURN SIZE: 24" X 24"	TB-1 DESCRIPTION: 3X24 PORCELAIN TILE BASE MNF: TRENDS IN TILE, EURO COLLECTION STYLE: BRAVOSA COLOR: SILVER SIZE: 3" X 24" GROUT: MAFPI 02 PEWTER OR LATICRETE 90 LIGHT PEWTER	GL-2 DESCRIPTION: 1/4" CLEAR TEMPERED GLASS	PT-8 MNF: SHERWIN-WILLIAMS COLOR: TBC LOCATION: ACCENT PAINT WORK ROOM
CPT-3 DESC: MODULAR CARPET TILE (24X24) MNF: TANDUS CENTIVA 3A STYLE: EVANESCE 04617 COLOR: OPEN OCEAN 73706 INSTALLATION: 1/4 TURN SIZE: 24" X 24"	CPT-11 DESC: MODULAR CARPET TILE (24X24) MNF: TANDUS CENTIVA 3A STYLE: EVANESCE 04617 COLOR: OPEN OCEAN 73706 INSTALLATION: MONOLITHIC SIZE: 24" X 24"	RB-1 DESCRIPTION: 4" VINYL BASE MNF: JOHNSONITE STYLE: 4" STRAIGHT BASE COLOR: G3 BURNT UMBER	GL-3 DESCRIPTION: 1/2" CLEAR TEMPERED GLASS	PT-9 MNF: SHERWIN-WILLIAMS COLOR: TBC LOCATION: METAL DOOR FRAMES
CPT-4 DESC: MODULAR CARPET TILE (24X24) MNF: TANDUS CENTIVA 3B STYLE: ROCK SQUIDII COLOR: BLUE GRANITE 20421 INSTALLATION: 1/4 TURN SIZE: 24" X 24"	CPT-12 DESC: MODULAR CARPET TILE (24X24) MNF: SHAW CONTRACT GROUP STYLE: VIEW COLOR: LANDSCAPE 78675 INSTALLATION: 1/4 TURN SIZE: 24" X 24"	FB-1A DESCRIPTION: CHILDRENS CUSHION MNF: ARC-COM STYLE: AXIS NUMBER: AC-61346, COLOR: CHILI #7	GL-4 DESCRIPTION: 1" IG UNIT, SPANDREL GLASS MNF: PPG, STYLE: SOLARBAN 60 + OPAQ COAT 300 COLOR: CLEAR + CLEAR GLASS, MEDIUM GRAY SURFACE, MEDIUM GRAY, SURFACE #3	RB-1 DESCRIPTION: 4" VINYL BASE MNF: JOHNSONITE STYLE: 4" HIGH STRAIGHT BASE COLOR: G3 BURNT UMBER
CPT-5 DESC: MODULAR CARPET TILE (24X24) MNF: SHAW CONTRACT GROUP STYLE: VIEW COLOR: CAZE 78530 INSTALLATION: 1/4 TURN SIZE: 24" X 24"	CPT-13 DESC: MODULAR CARPET TILE (24X24) MNF: SHAW CONTRACT GROUP STYLE: VIEW COLOR: EMBER 8187C INSTALLATION: 1/4 TURN SIZE: 24" X 24"	FB-1B DESCRIPTION: CHILDRENS CUSHION MNF: ARC-COM STYLE: AXIS NUMBER: AC-61346, COLOR: PUMPKIN #6	ACT-1 DESC: 2 X 2 ACUSTICAL CEILING TILE MNF: ARMSTRONG STYLE: ULTIMA BEVELED TEGLAR #1942 SIZE: 24" X 24" COLOR: WHITE GRID 916"	PL-1 MNF: FORMICA COLOR: 5886-43 SORREL CHERRY FINISH: ARTISAN LOCATION: CIRCULATION DESK/COFFEE/FIREPLACE VERTICAL SURFACES
CPT-6 DESC: MODULAR CARPET TILE (24X24) MNF: SHAW CONTRACT GROUP STYLE: COLOR FORM COLOR: IMAGINE 81375 INSTALLATION: 1/4 TURN SIZE: 24" X 24"	CPT-14 DESC: MODULAR CARPET TILE (24X24) MNF: SHAW CONTRACT GROUP STYLE: VIEW COLOR: PLACE 7821C INSTALLATION: 1/4 TURN SIZE: 24" X 24"	FB-1C DESCRIPTION: CHILDRENS CUSHION MNF: ARC-COM STYLE: AXIS NUMBER: AC-61349, COLOR: LIME #1C	GB-1 DESC: 1/2" GYPSUM BOARD COLOR: PT-2	PL-2 MNF: LAMINART COLOR: 3057-VT FINISH: VELVA-TEX LOCATION: WORK RM/MIG RM/BREAK RM VERTICAL SURFACES
CPT-7 DESC: MODULAR CARPET TILE (24X24) MNF: SHAW CONTRACT GROUP STYLE: VIEW COLOR: OVERLOOK 78436 INSTALLATION: 1/4 TURN SIZE: 24" X 24"	CT-1 DESCRIPTION: 6X24 PORCELAIN TILE MNF: TRENDS IN TILE, EURO COLLECTION STYLE: BRAVOSA COLOR: SILVER SIZE: 6" X 24" INSTALLATION: 1/3 OFFSET GROUT: MAFPI 02 PEWTER OR LATICRETE 90 LIGHT PEWTER	FB-1D DESCRIPTION: CHILDRENS CUSHION MNF: ARC-COM STYLE: AXIS NUMBER: AC-61340, COLOR: SEA GLASS #1	WD-1 SPECIES: RED OAK CUT: PLAIN-SLICED VENEER MATCH: SJLJ-MATCHED FINISH: MATCH-VT INDUSTRIES CHOCOLATE, O-HIS LOCATION: ALL INTERIOR DOORS	PL-3 MNF: FORMICA COLOR: 96158 FOG FINISH: MATTIE LOCATION: WORK RM/BREAK RM TOPS
CPT-8 DESC: MODULAR CARPET TILE (24X24) MNF: SHAW CONTRACT GROUP STYLE: VIEW COLOR: CLIMPSE 78856 INSTALLATION: 1/4 TURN SIZE: 24" X 24"	WT-1 DESCRIPTION: WALL TILE - BULLNOSE MNF: ISC SURFACES ANATOLIA TILE SERIES: SOHO SIZE: 4" X 16"	FB-1E DESCRIPTION: CHILDRENS CUSHION MNF: ARC-COM STYLE: AXIS NUMBER: AC-61352, COLOR: OCEAN #13	WD-2 SPECIES: WHITE MAPLE CUT: PLAIN-SLICED VENEER FINISH: CLEAR SATIN LOCATION: CEILING AND WALLS	PL-4 MNF: FORMICA COLOR: M2178 BRUSHED STAINLESS STEEL LOCATION: CIRCULATION DESK AND FIREPLACE BASE

ARCHITECT OF RECORD:

JEMA ARCHITECTS

3008 LOCUST ST.
ST. LOUIS, MO 63103
T (314) 531-7400
CONTACT: SCOTT CLARK
EMAIL: SCCLARK@JEMASILL.COM

DESIGN ARCHITECT
SAFF DESIGN ASSOCIATES ARCHITECTS
3750 SOUTH FREEMONT
SPRINGFIELD, MO 65804
T (417) 877-9600
F (417) 877-9696
CONTACT: JAMES STUFFLEBEAM
E: STUFFLEBEAM@SDAARCHITECTS.COM

CIVIL
COO-PAN
530AE INDEPENDENCE DRIVE
LINCOLN, MO 63504
CONTACT: DAVE WANLEER
T (639) 594-0540
F (639) 594-0512
EMAIL: DWANLEER@COO-PAN.COM

STRUCTURAL
ALPERAUD, INC.
1804 BORMAN CIRCLE DRIVE
ST. LOUIS, MO 63146
T (314) 433-9600
F (314) 807-2774
CONTACT: STEVE EHRETT
EMAIL: STEVE.EHRETT@ALPERAUD.COM

MECHANICAL, ELECTRICAL, PLUMBING
ERIC PARTNERSHIP, LLC
343 S. KIRKWOOD ROAD, SUITE 204
KIRKWOOD, MO 63122
T (314) 725-5889
CONTACT: BRUCE COLEMAN
E: BCOLLEMAN@ERICPARTNERSHIP.COM

ARCHITECT OF RECORD:
JCH NEDWARD MUELLER
MO ARCHITECTURAL LICENSE A2010039554
MO CERTIFICATE OF AUTHORITY A2014000830

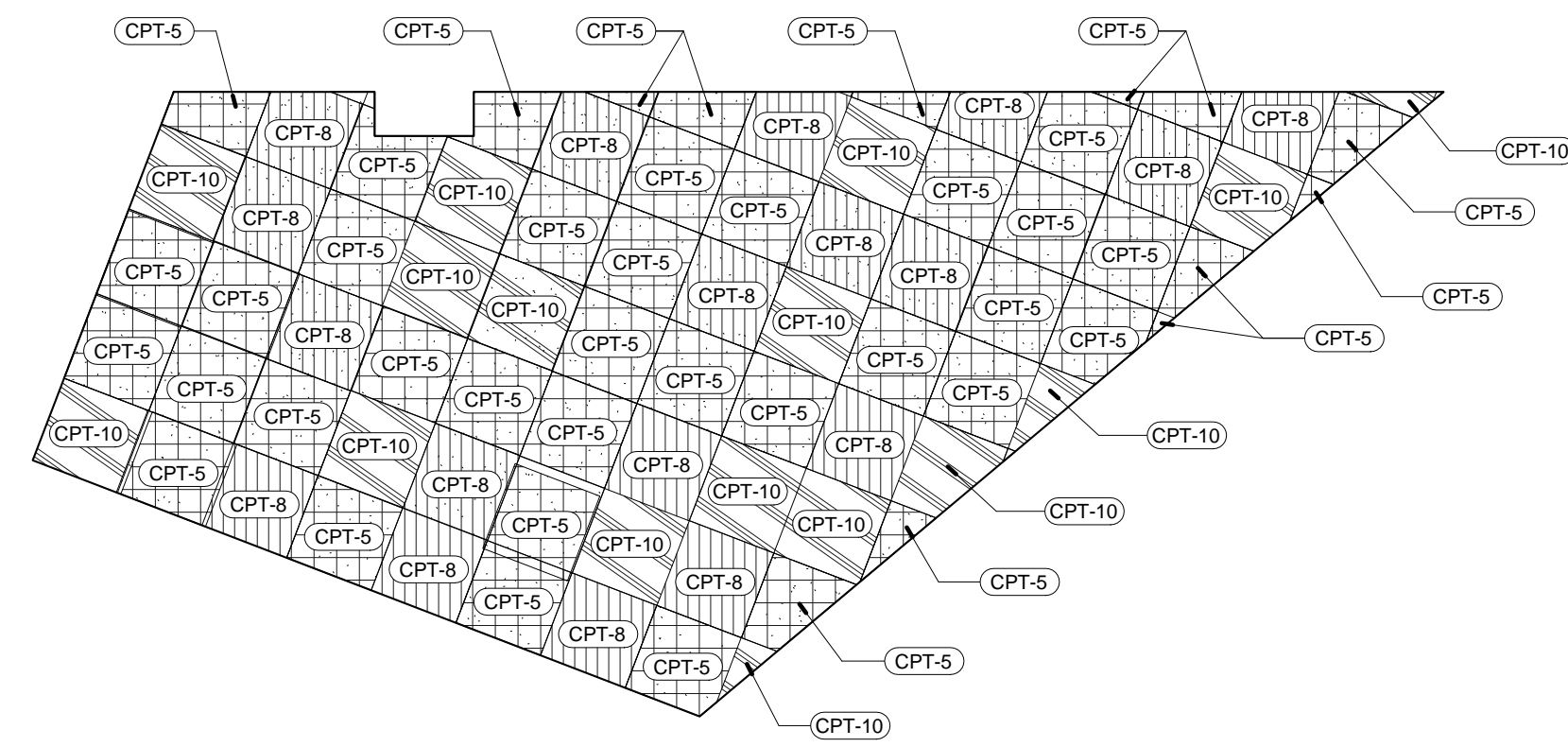
No.	Date	Description
	04/14/17	ISSUED FOR BID
	05/09/17	ADDENDUM A
E	05/15/17	ADDENDUM B

DRAWN BY: **SC/SH**

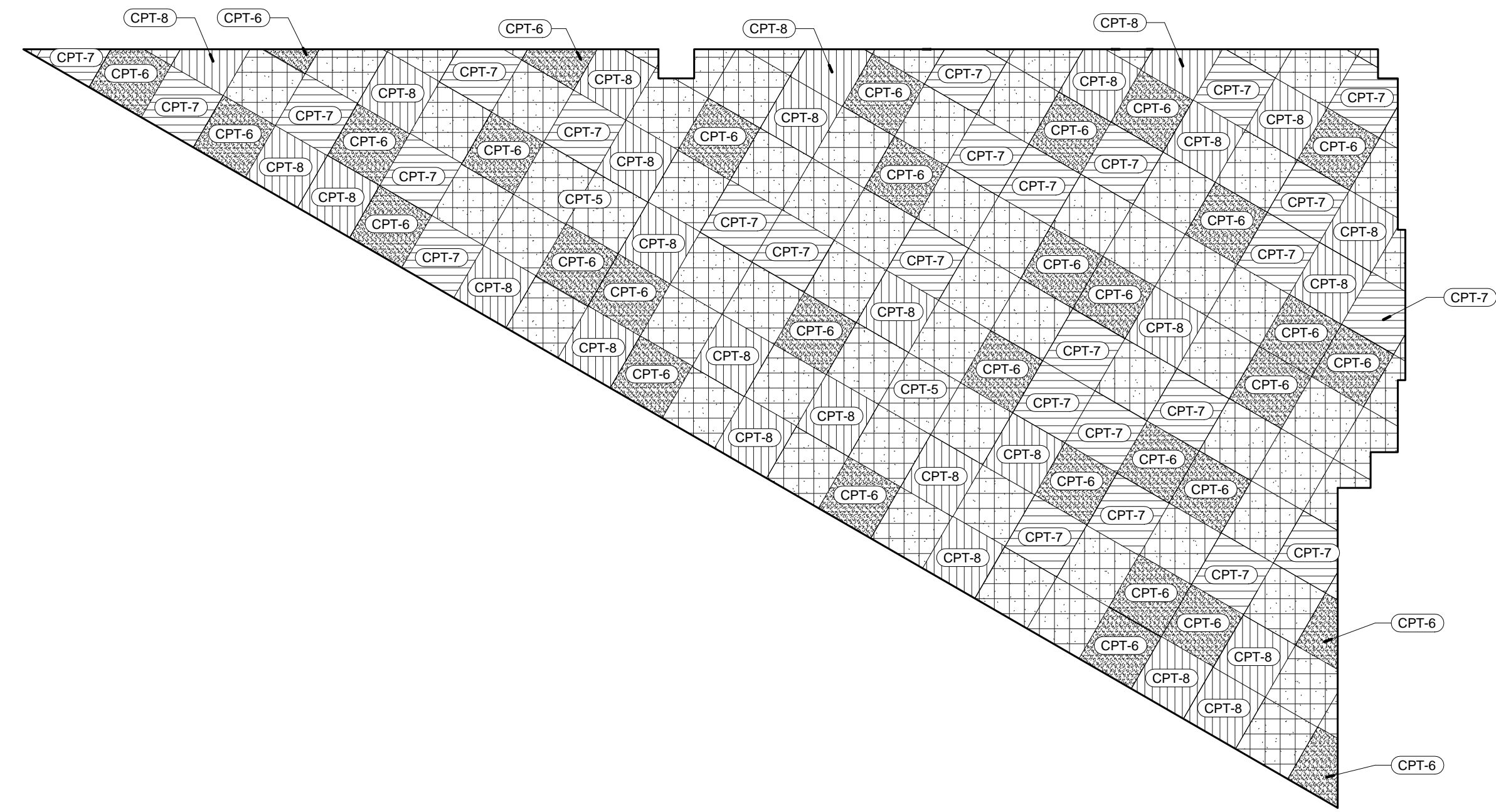
PROJECT NUMBER: **16-1161.06**

SHEET TITLE:
FINISH PLAN/LEGEND

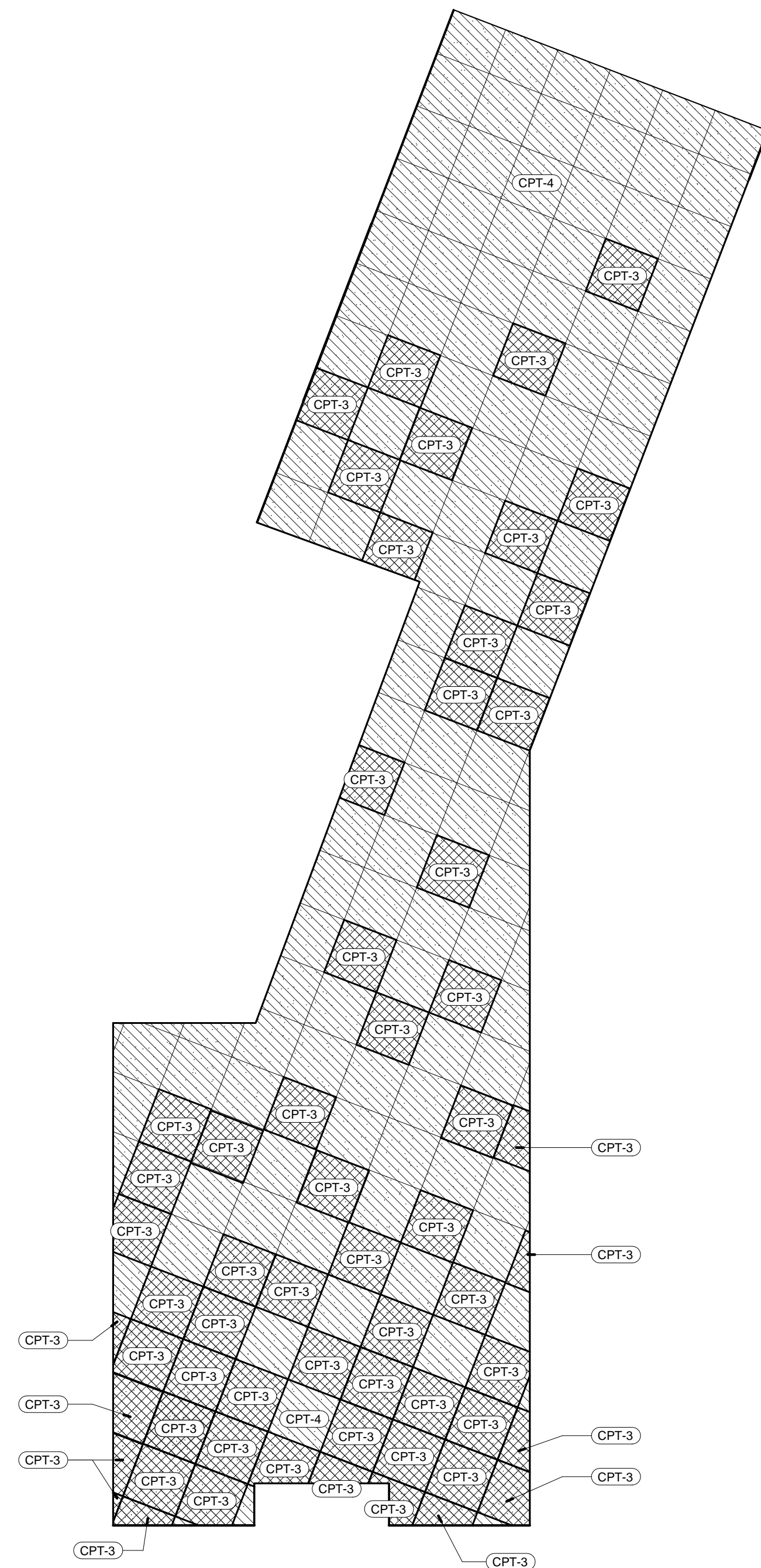
A-501



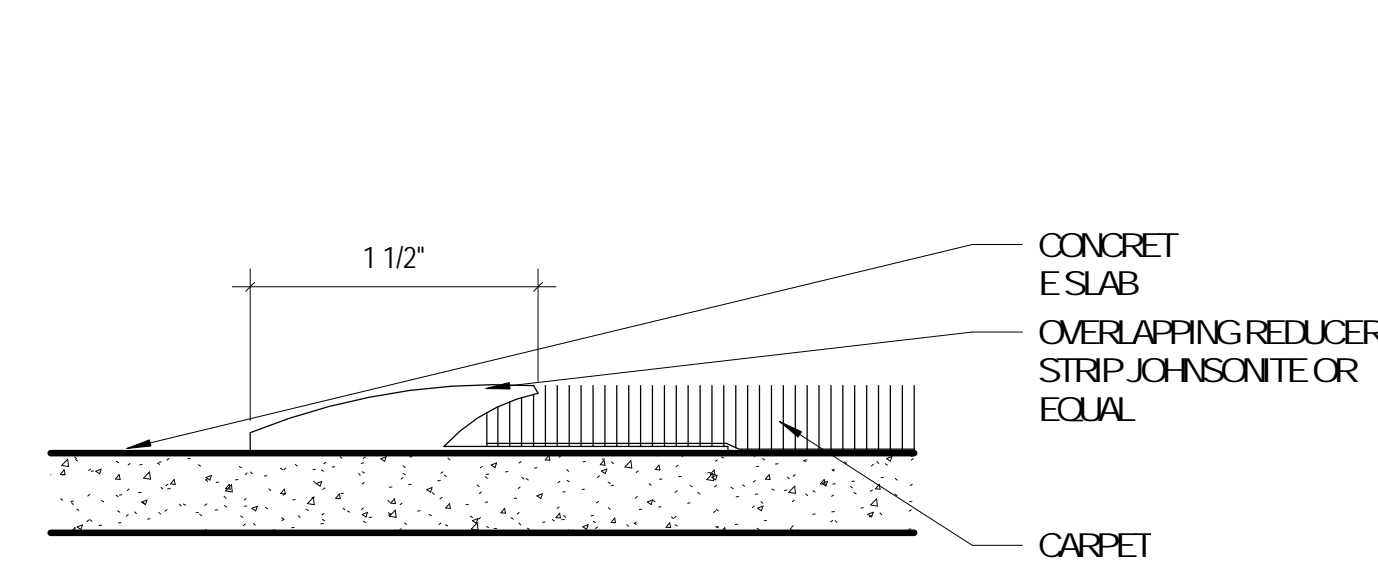
1 EP - TEEN CARPET PLAN
A-502 1/4" = 1'-0"



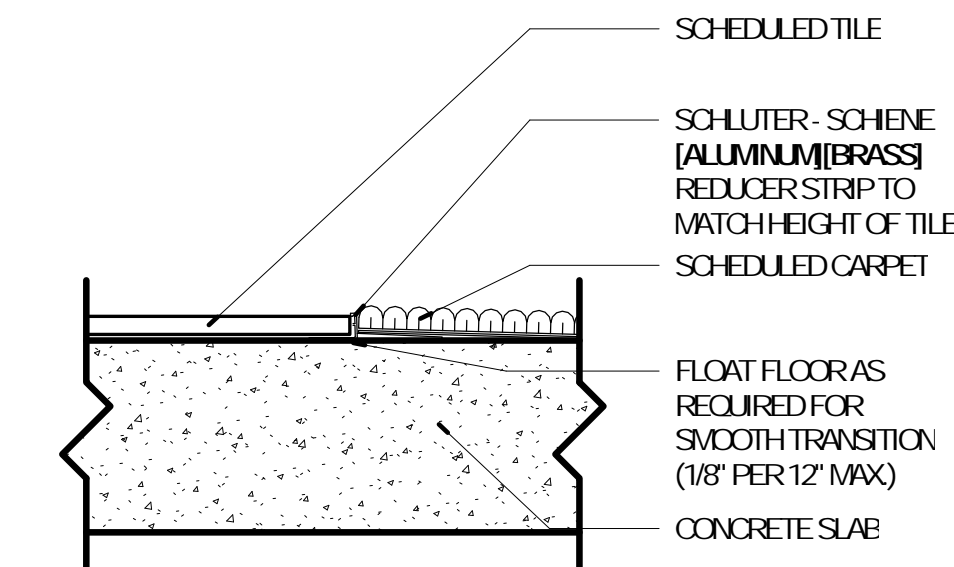
2 EP - CHILDREN'S CARPET PLAN
A-502 1/4" = 1'-0"



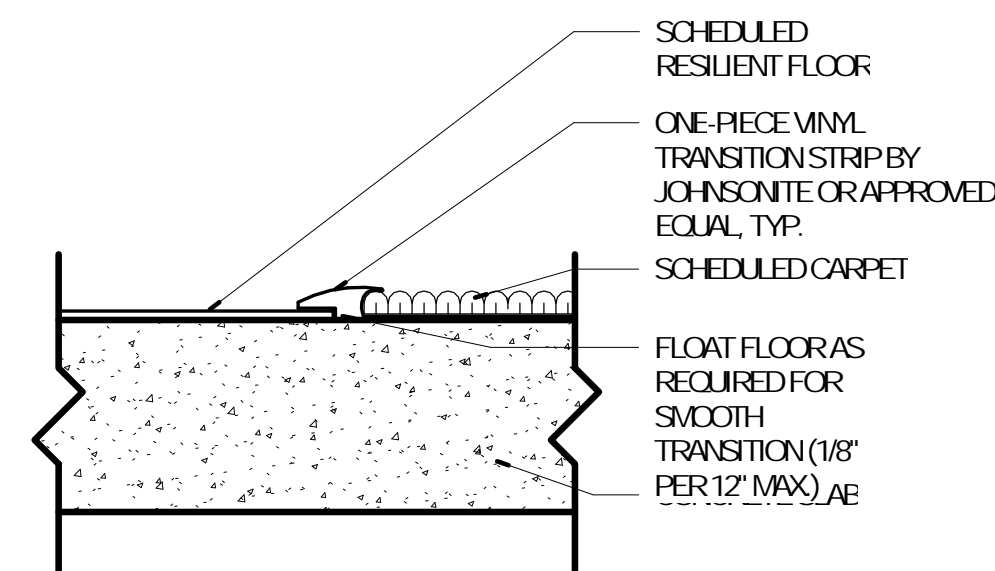
3 EP - MAIN/ADULTS CARPET PLAN
A-502 1/4" = 1'-0"



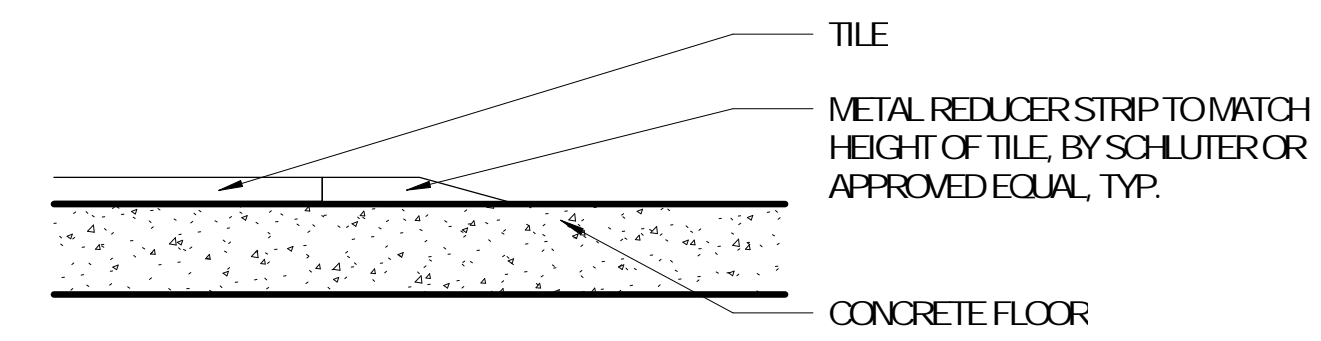
4 TRANSITION - CONC. TO CPT
A-502 12" = 1'-0"



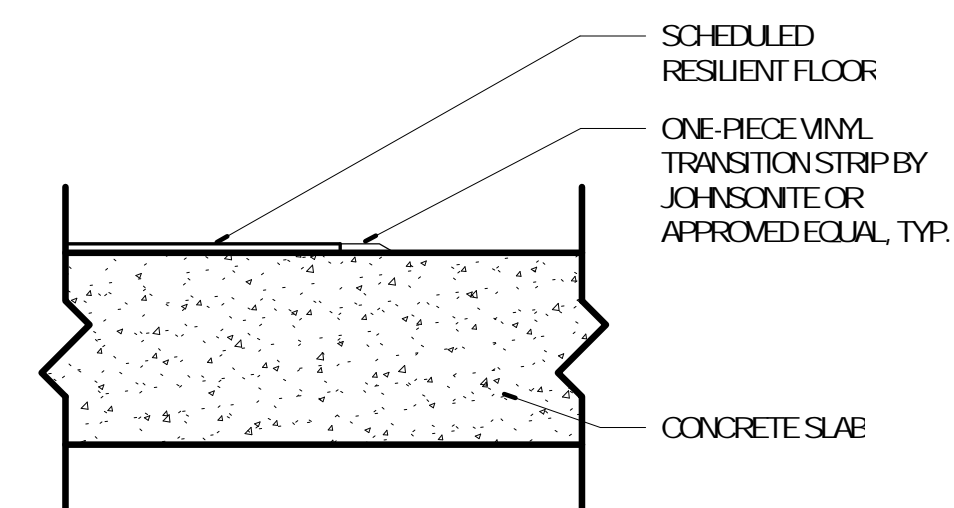
7 TRANSITION - TILE TO CARPET
A-502 3" = 1'-0"



5 TRANSITION - RESILIENT FLOOR TO CARPET
A-502 3" = 1'-0"



8 TRANSITION - TILE TO CONC.
A-502 12" = 1'-0"



6 TRANSITION - RESILIENT FLOOR TO CONC.
A-502 3" = 1'-0"

No.	Date	Description
	04/14/17	ISSUED FOR BID
	05/09/17	ADDENDUM A
E	05/15/17	ADDENDUM B

DRAWN BY: SC/SH

PROJECT NUMBER: 16-1161.06

SHEET TITLE:
ENLARGED FINISH PLANS

A-502

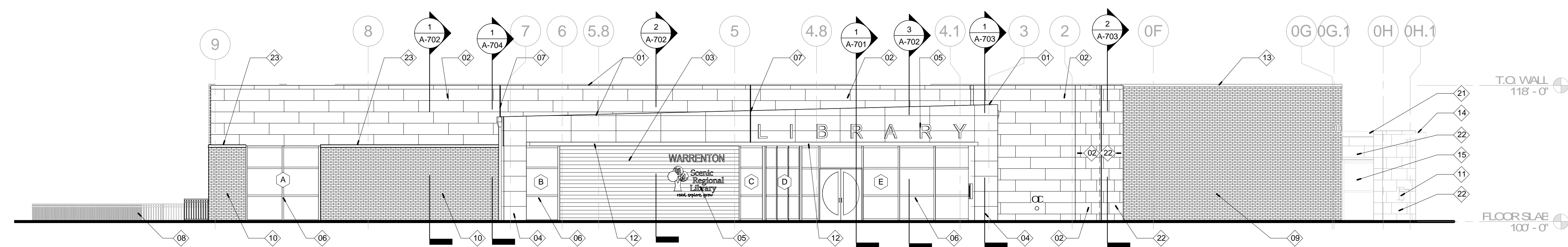
No.	Date	Description
	04/14/17	ISSUED FOR BID
	05/09/17	ADDENDUM A
E	05/15/17	ADDENDUM B

DRAWN BY: SC/SH

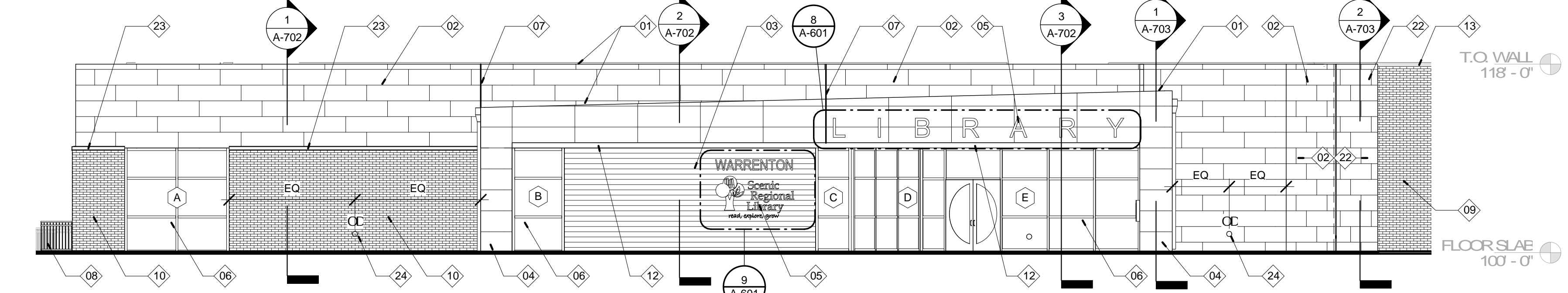
PROJECT NUMBER: 16-1161.06

SHEET TITLE:
ELEVATIONS - EXTERIOR

A-601



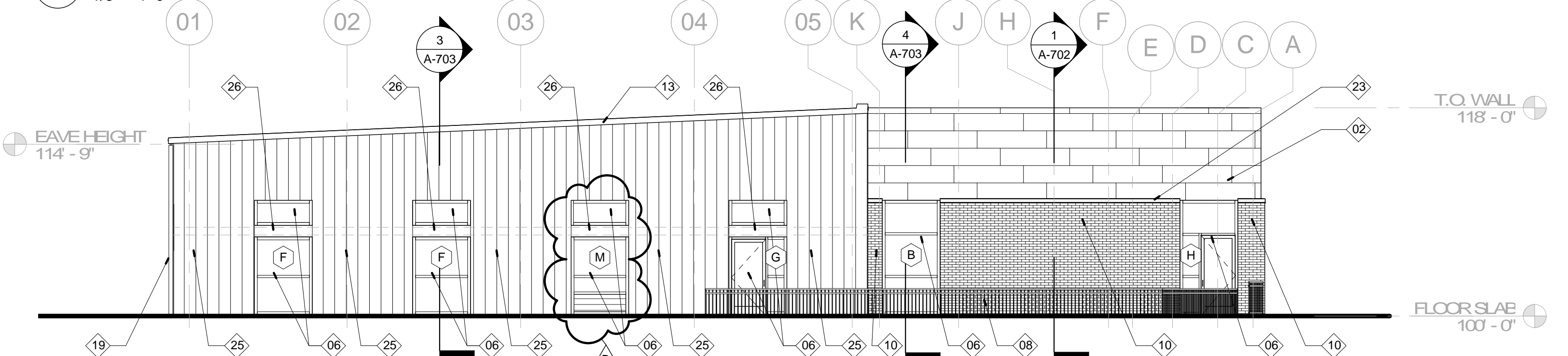
1 SOUTH ELEVATION
A-601 1/8" = 1'-0"



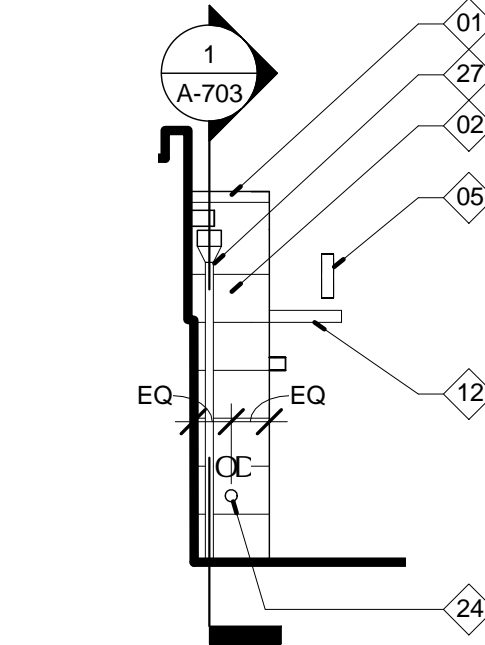
6 PARTIAL SOUTH ELEVATION
A-601 1/8" = 1'-0"



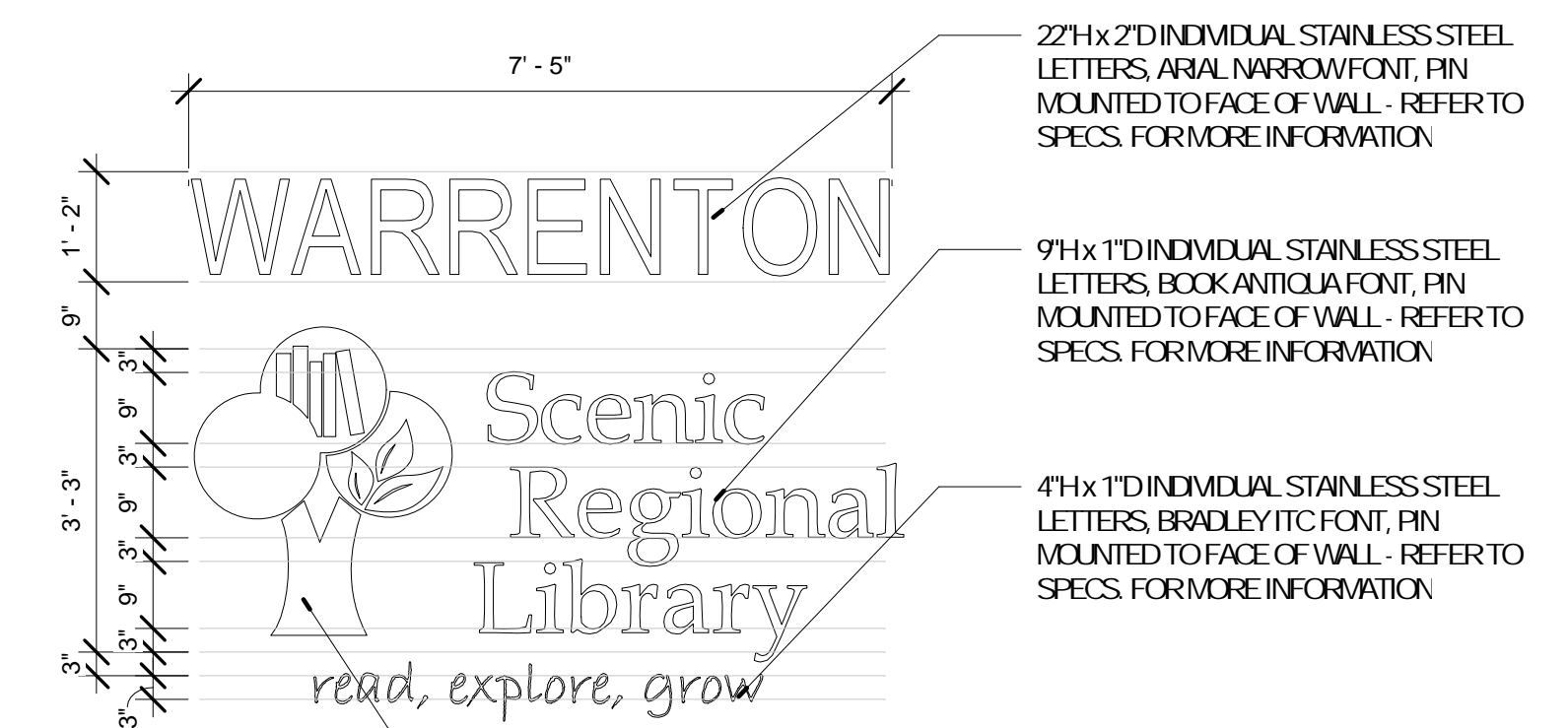
8 BUILDING SIGNAGE - SOUTH ELEVATION
A-601 1/4" = 1'-0"



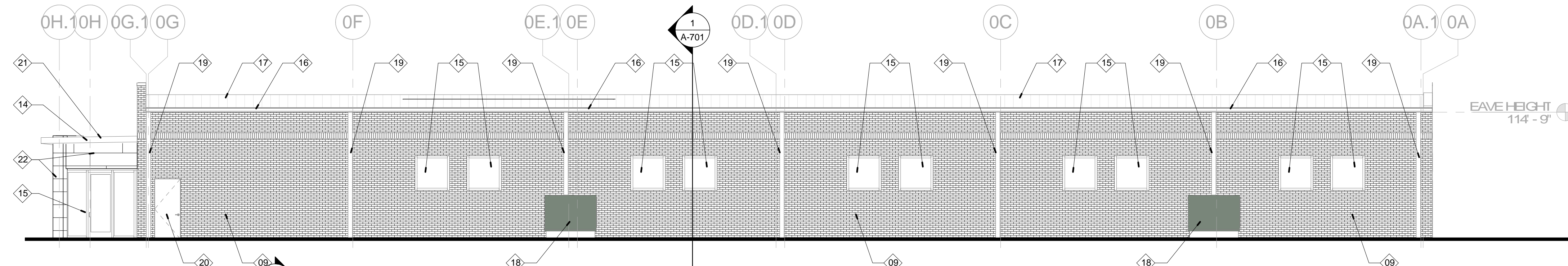
2 EAST ELEVATION
A-601 1/8" = 1'-0"



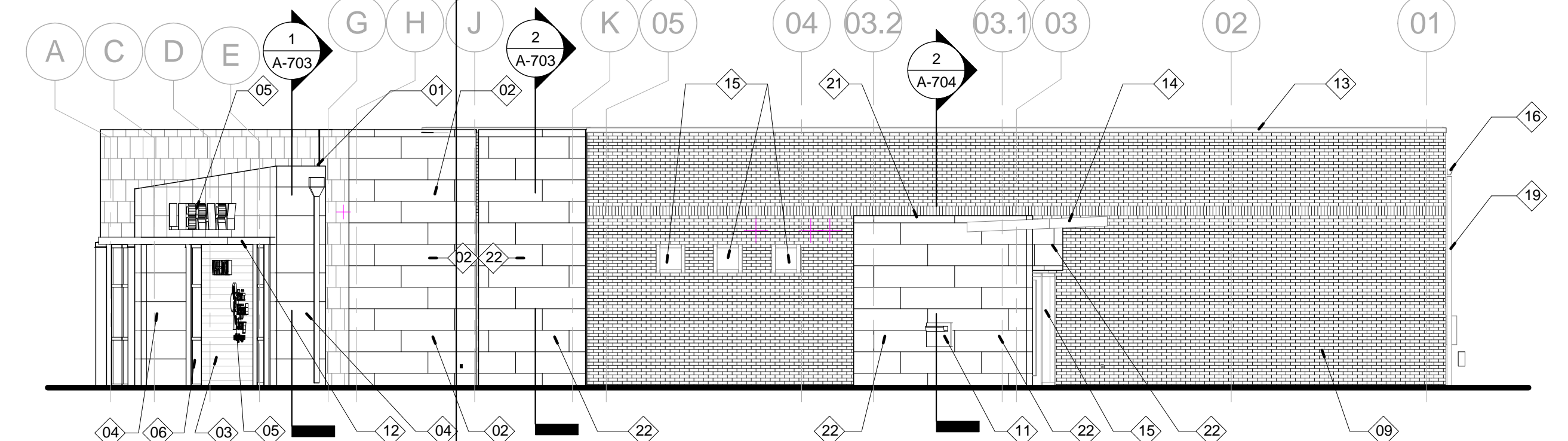
5 PARTIAL EAST ELEVATION
A-601 1/8" = 1'-0"



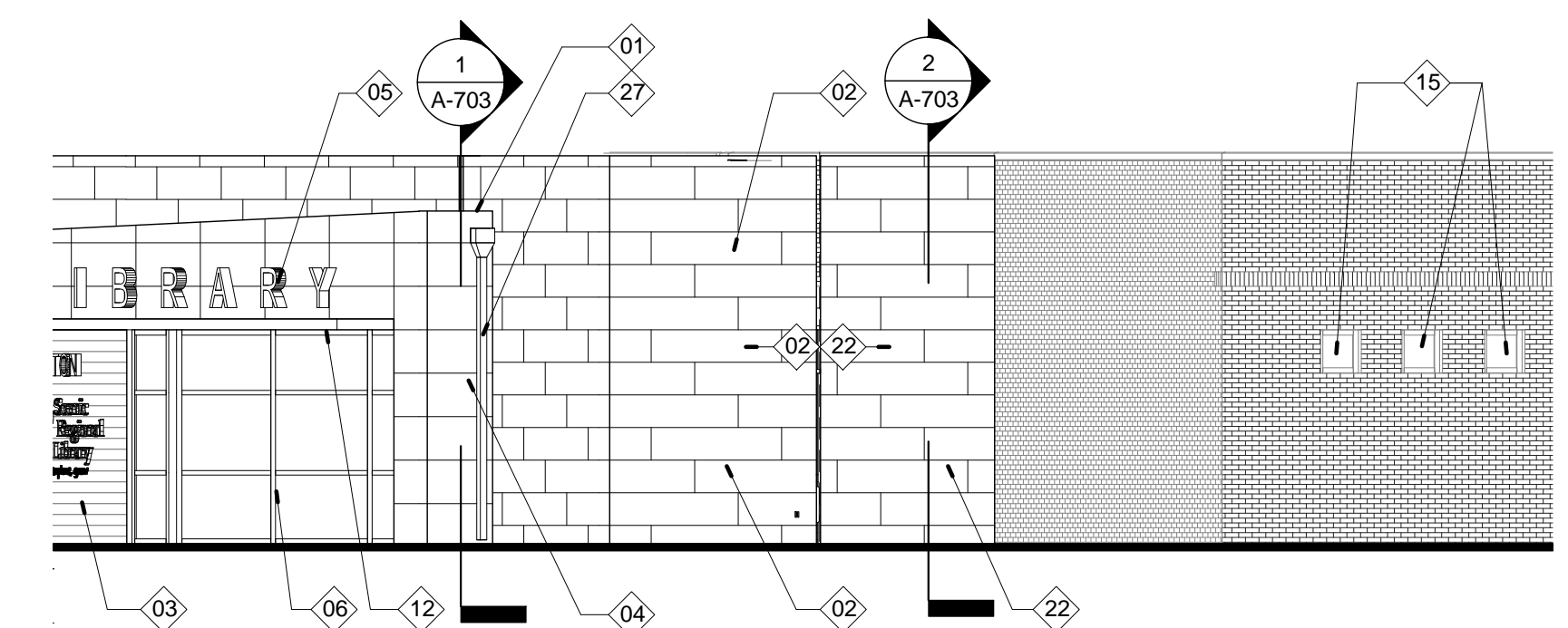
9 BRANCH WALL SIGNAGE
A-601 1/2" = 1'-0"



3 NORTH ELEVATION
A-601 1/8" = 1'-0"



4 WEST ELEVATION
A-601 1/8" = 1'-0"

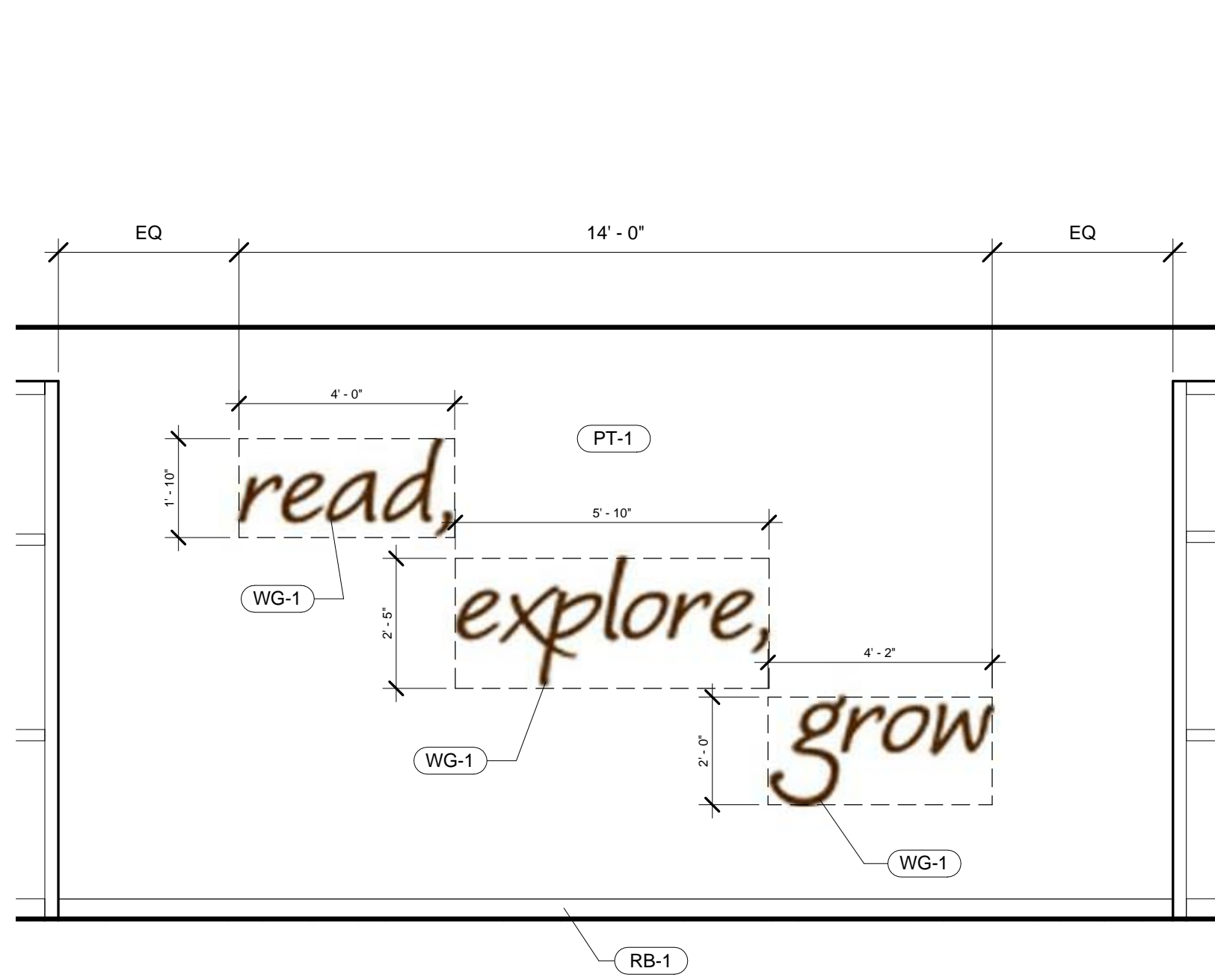


7 PARTIAL WEST ELEVATION
A-601 1/8" = 1'-0"

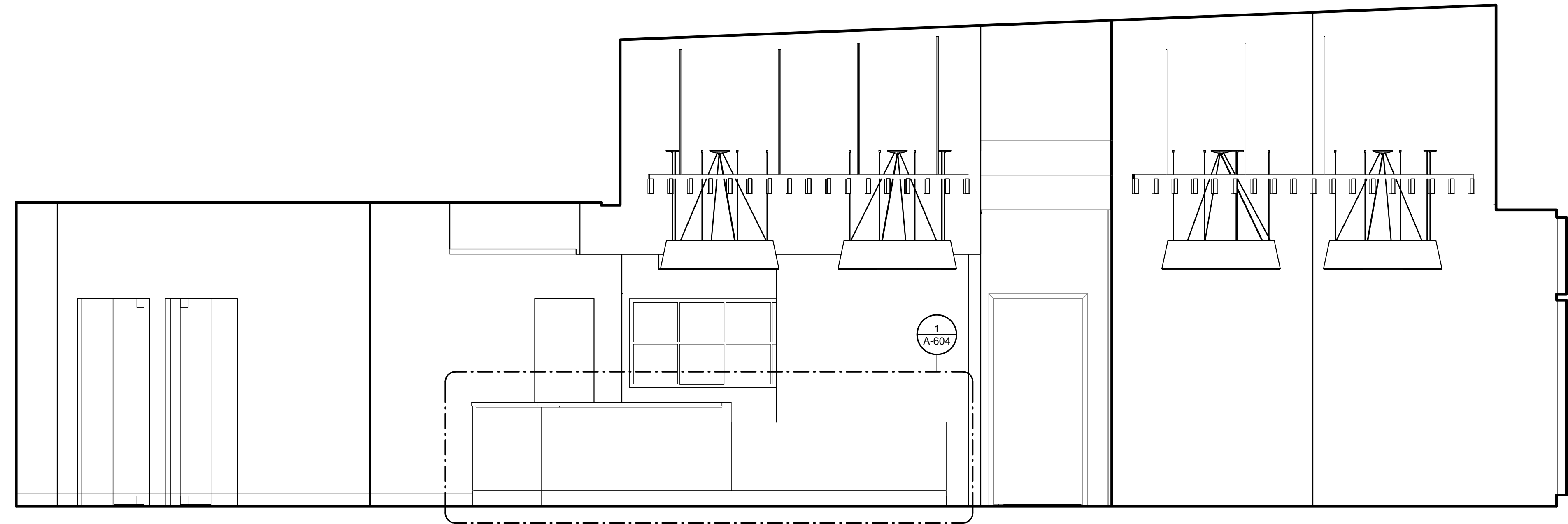
KEYED NOTES - EXTERIOR ELEVATIONS

01	PRE-FINISHED METAL COPING
02	HORIZONTAL CEMENT FIBER BOARD PANEL W/ 1/3 OFFSET LAYOUT - REFER TO SPECIFICATIONS
03	PRE-FINISHED EXTRUDED ALUMINUM SIDING - REFER TO SPECIFICATIONS
04	HORIZONTAL CEMENT FIBER BOARD PANEL W/ STACK BOND LAYOUT. VERTICAL SEAMS TO BE CONSTRUCTED SIM. TO VERT. CONTROL JOINTS - REFER TO SPECIFICATIONS
05	BUILDING SIGNAGE - REFER TO SPECS. FOR MORE INFORMATION
06	PRE-FINISHED ALUM. STOREFRONT - REFER TO SPECIFICATIONS FOR MORE INFORMATION
07	VERTICAL CONTR JOINT - REFER TO SPECIFICATIONS FOR MORE INFORMATION
08	PRE-FINISHED ALUM. FENCE - REFER TO SPECIFICATIONS
09	EXISTING BRICK TO REMAIN.
10	3-5/8" BRICK VENEER - REFER TO SPECIFICATIONS
11	THROUGH-WALL BOOK RETURN UNIT - REFER TO ALTERNATES AND SPECIFICATIONS.
12	COMPOSITE METAL PANEL WRAPPED CANOPY - REFER TO SPECIFICATIONS
13	EXISTING METAL WALL COPING TO REMAIN.
14	EXISTING CANOPY TO REMAIN.
15	EXISTING WINDOW UNITS, TRIM AND ALL FLASHING TO REMAIN.
16	EXISTING GUTTER TO REMAIN.
17	EXISTING STANDING SEAM ROOFING TO REMAIN.
18	EXISTING MECHANICAL UNIT TO REMAIN.
19	EXISTING DOWN SPOUT TO REMAIN.
20	EXISTING FRAME, DOOR AND HARDWARE TO REMAIN.
21	EXISTING ROOFING TO REMAIN.
22	HORIZONTAL CEMENT FIBER BOARD PANEL W/ 1/3 OFFSET LAYOUT OVER EXISTING WALL SHEATHING - REFER TO DETAILS AND SPECIFICATIONS
23	PREFINISHED WALL COPING/FLAHSING - REFER TO SPECIFICATIONS
24	OVER FLOW DRAIN NOZZLE - REFER TO SPECIFICATIONS
25	EXISTING METAL WALL PANEL TO REMAIN.
26	METAL PANEL TO MATCH STOREFRONT.
27	WALL SCUPPER, COLLECTOR HEAD AND DOWN SPOUT, REFER TO ENLARGED ROOF PLAN FOR MORE INFORMATION.

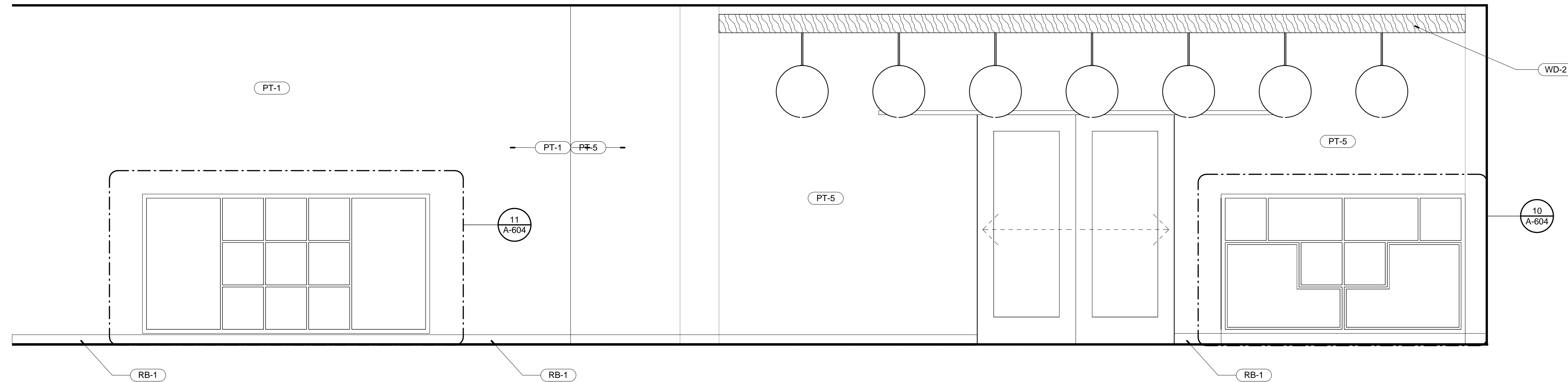
No.	Date	Description
	04/14/17	ISSUED FOR BID
	05/09/17	ADDENDUM A
E	05/15/17	ADDENDUM B



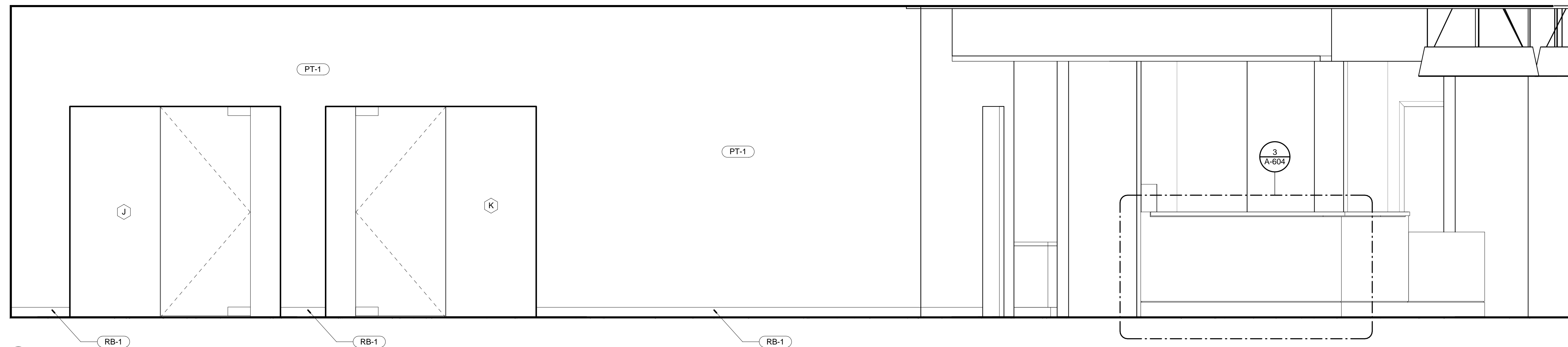
1 ELEV - MTG. RM. WALL GRAPHIC
A-602 3/8" = 1'-0"



2 ELEV - CIRCULATION DESK
A-602 3/8" = 1'-0"



4 ELEV. - CHILDREN'S AREA
A-602 1/2" = 1'-0"



3 ELEV. STUDY RM. AREA
A-602 1/2" = 1'-0"

ARCHITECT-OF-RECORD
JEMA
3006 LOUIS ST.
ST. LOUIS, MO 63103
T (314) 531-7400
CONTACT: SCOTT CLARK
EMAIL: SCLARK@JEMASTL.COM

DESIGN ARCHITECT
SAFF DESIGN ASSOCIATES ARCHITECTS
3750 SOUTH FLEMING
SPRINGFIELD, MO 65804
T (417) 877-9800
F (417) 877-9886
CONTACT: JAMES STUFFLEBEAM
E: STUFFLEBEAM@SDAARCHITECTS.COM

CIVIL
COO-PAN
5304E INDEPENDENCE DRIVE
UNION, MO 63084
CONTACT: DAVE VAN LEER
T (636) 594-0540
F (636) 594-0512
EMAIL: DVANLEER@COO-PAN.COM

STRUCTURAL
ALPERAUDI, INC.
1804 BOWMAN CIRCLE DRIVE
ST. LOUIS, MO 63114
T (314) 433-9800
F (314) 807-2774
CONTACT: STEVE BRETTE
EMAIL: STEVEBRETTE@ALPERAUDI.COM

MECHANICAL, ELECTRICAL, PLUMBING
ERIC PARTNERSHIP, LLC
343 S. KIRKWOOD ROAD, SUITE 204
KIRKWOOD, MO 63122
T (314) 725-5889
CONTACT: BRUCE COLEMAN
E: BCOLEMAN@ERICPARTNERSHIP.COM

ARCHITECT-OF-RECORD

JCH-NEDWARD MUELLER
MO ARCHITECTURAL LICENSE A2010039554
MO CERTIFICATE OF AUTHORITY A2014008880

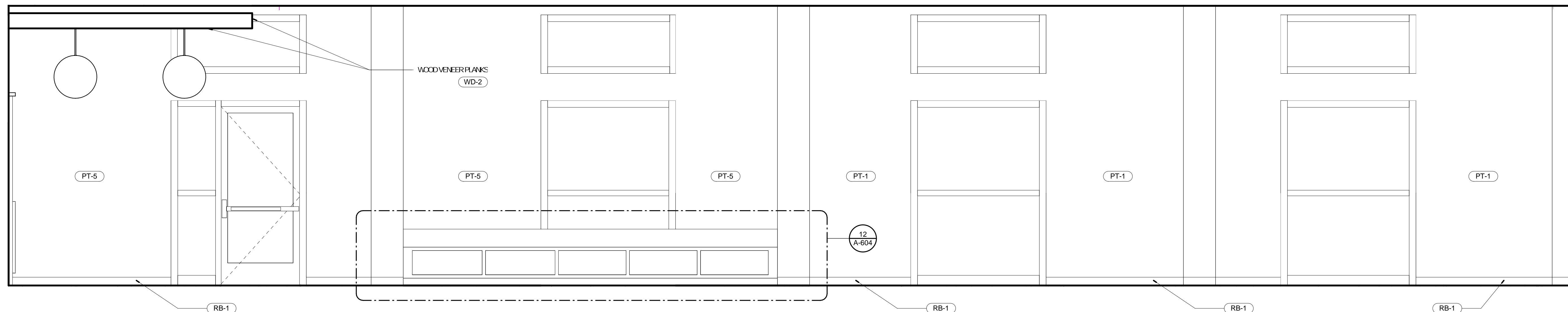
No.	Date	Description
04/14/17	ISSUED FOR BID	
05/09/17	ADDENDUM A	

DRAWN BY: SC/SH

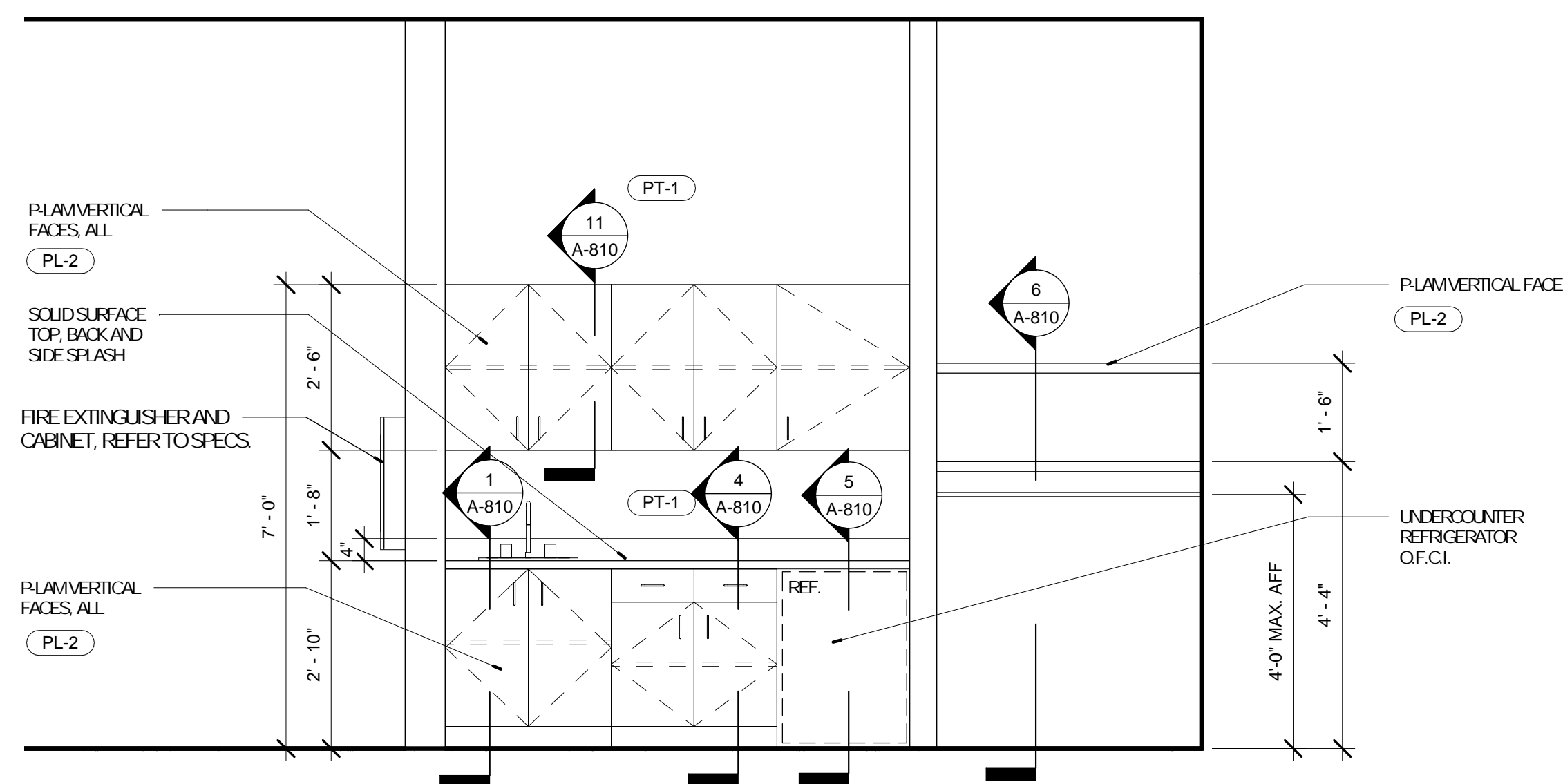
PROJECT NUMBER: 16-1161.06

SHEET TITLE: INTERIOR ELEVATIONS

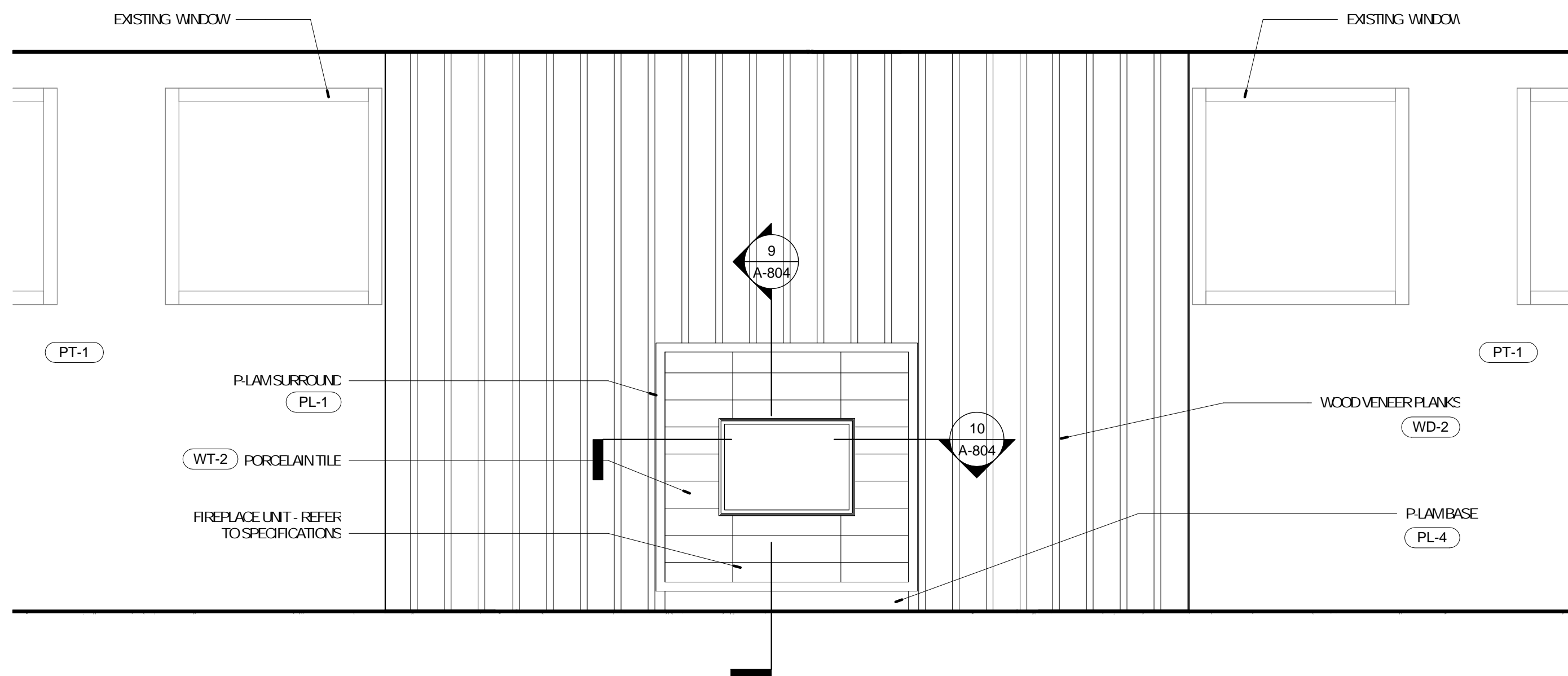
A-603



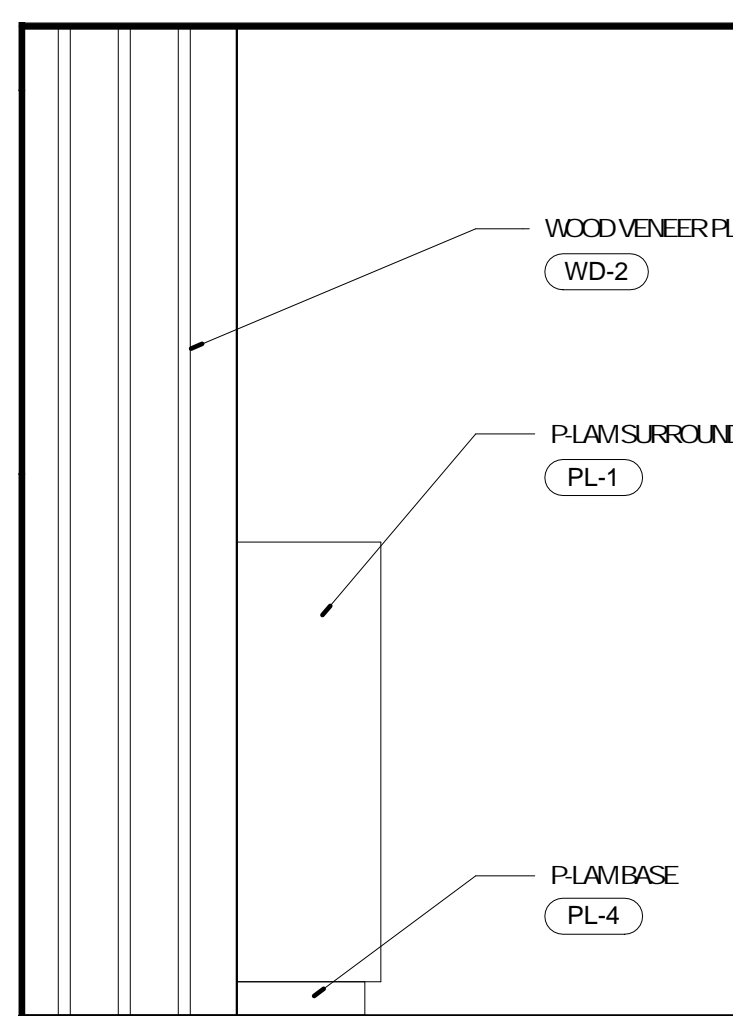
1 ELEV. - CIRCULATION
A-603 1/2" = 1'-0"



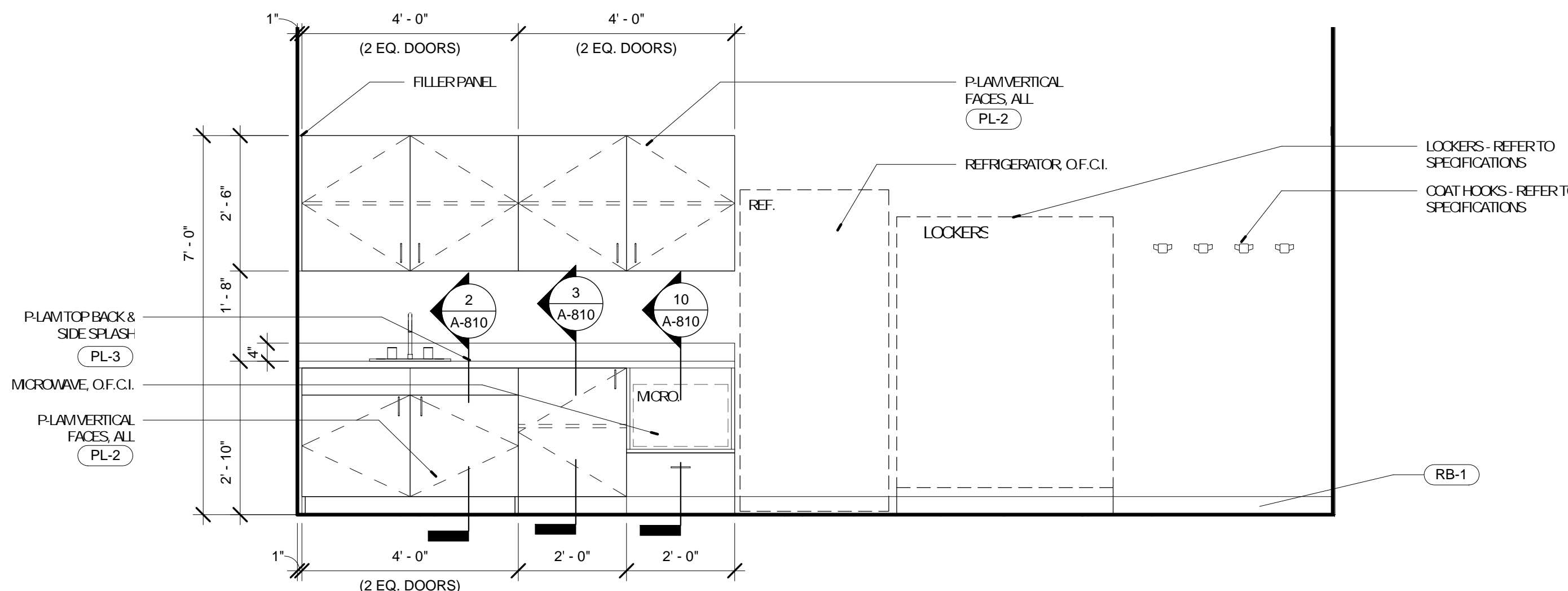
2 ELEV. MTG. RM. MILLWORK
A-603 1/2" = 1'-0"



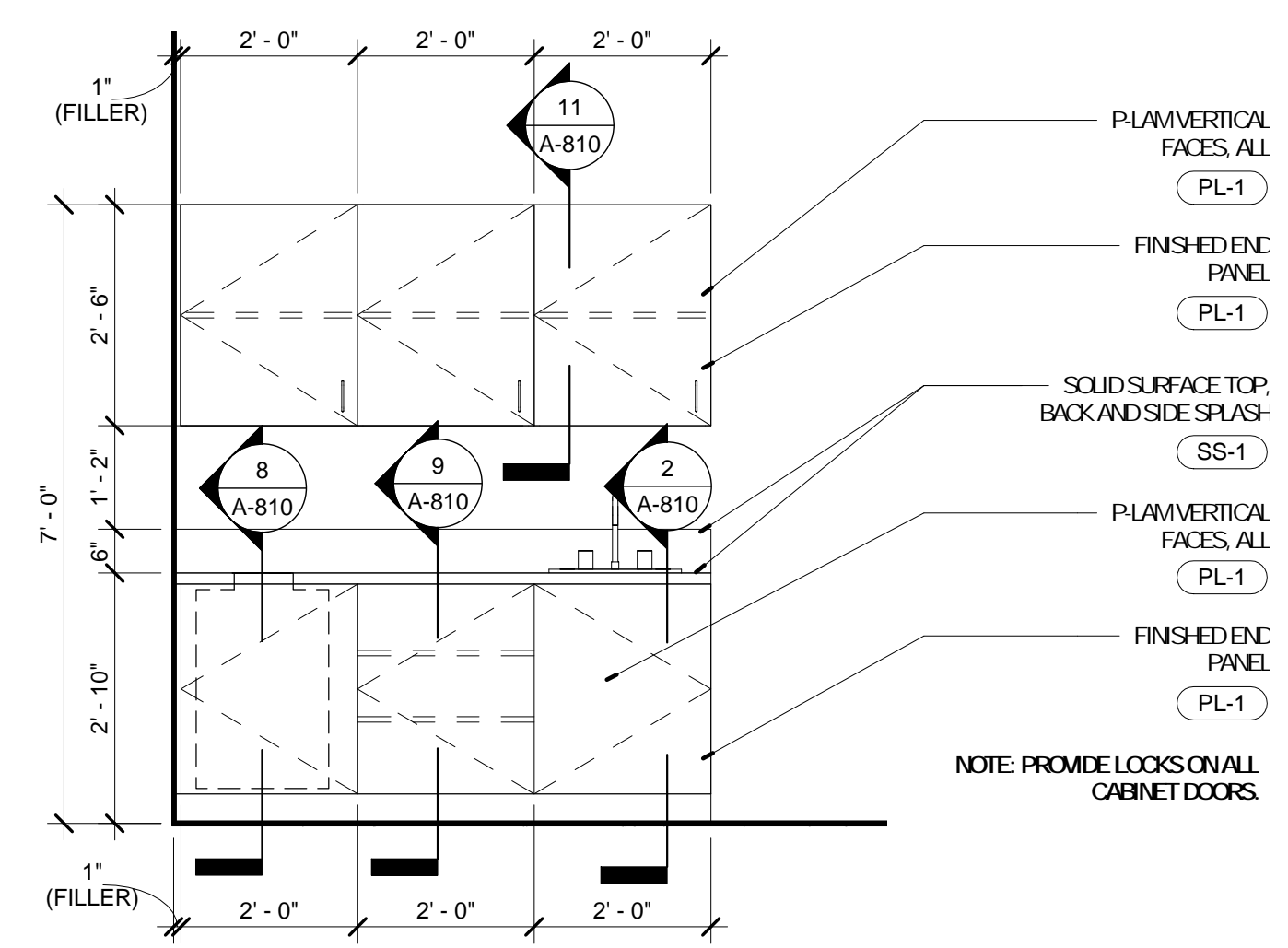
3 ELEV. - ADULTS AREA
A-603 1/2" = 1'-0"



4 ELEV. - ADULT AREA SIDE VIEW
A-603 1/2" = 1'-0"



5 ELEV. - BREAK ROOM
A-603 1/2" = 1'-0"



6 ELEV. - CAFE MILWORK
A-603 1/2" = 1'-0"

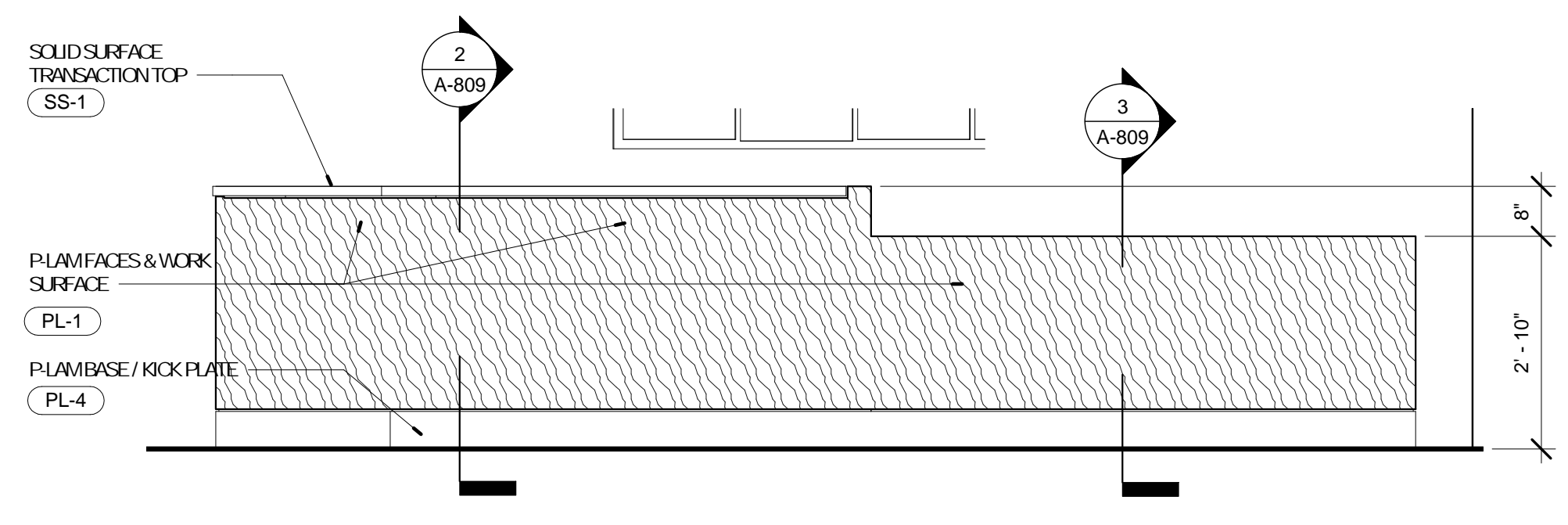
No.	Date	Description
04/14/17	ISSUED FOR BID	
05/09/17	ADDENDUM A	
05/15/17	ADDENDUM B	

DRAWN BY: SC/SH

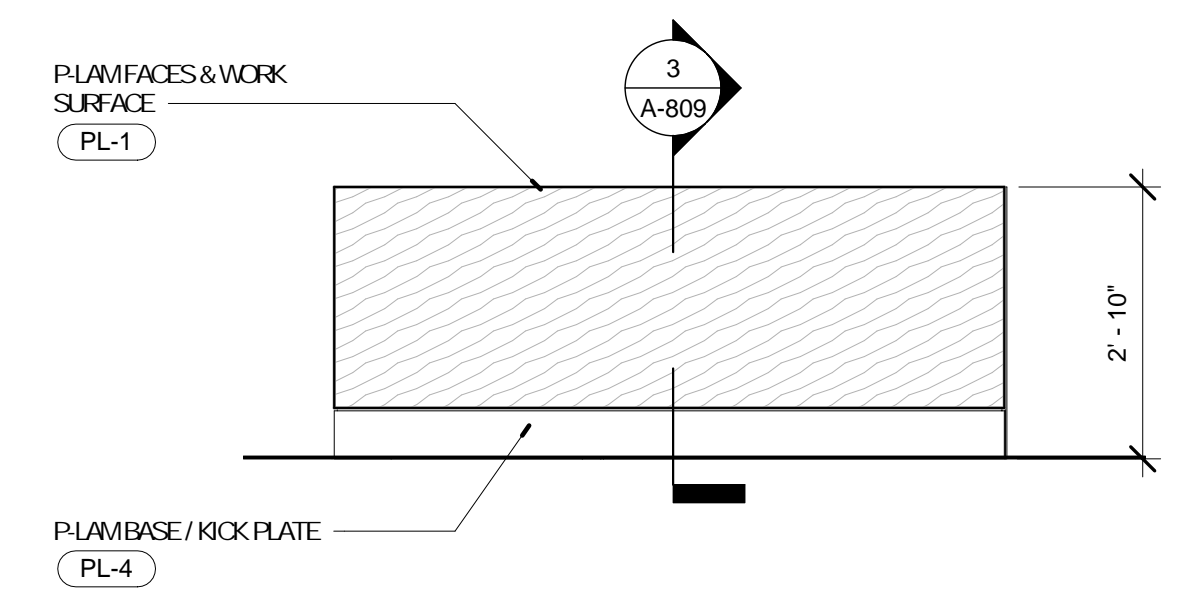
PROJECT NUMBER: 16-1161.06

SHEET TITLE: INTERIOR ELEVATIONS

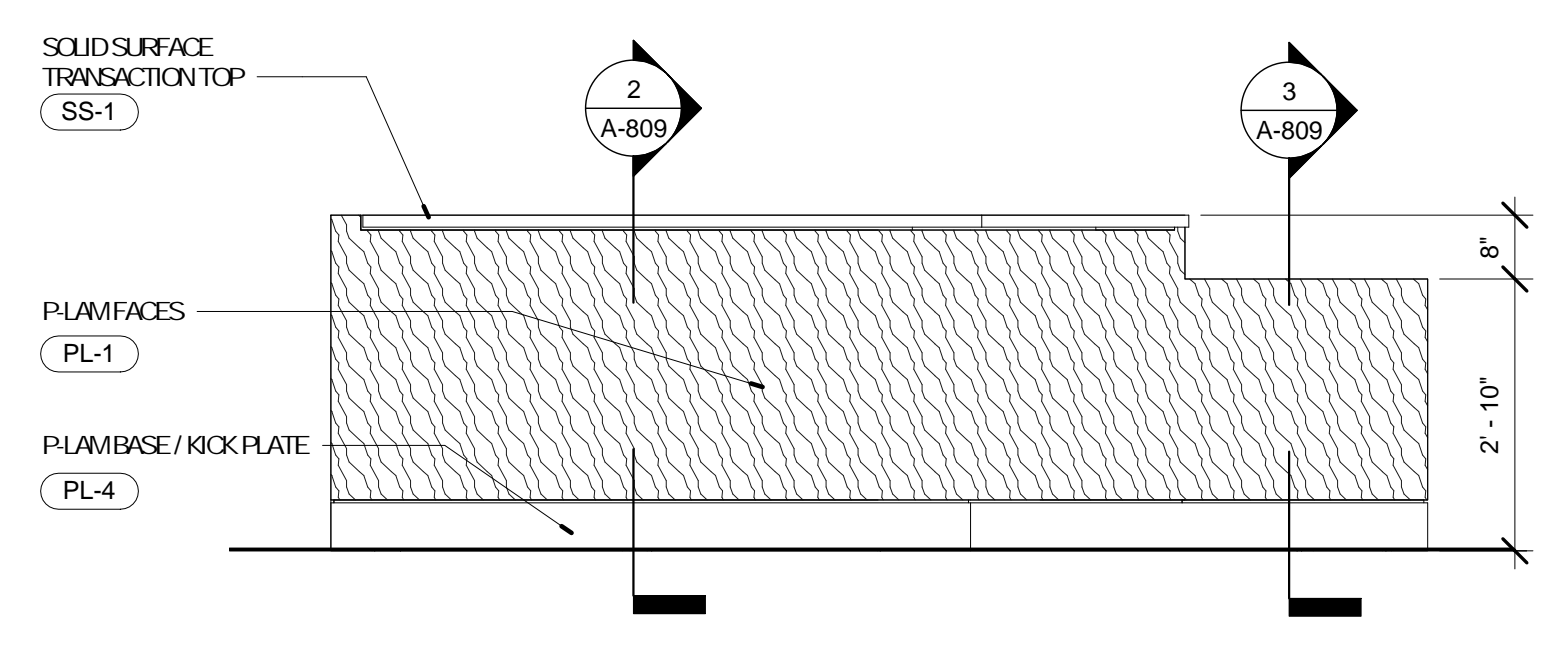
A-604



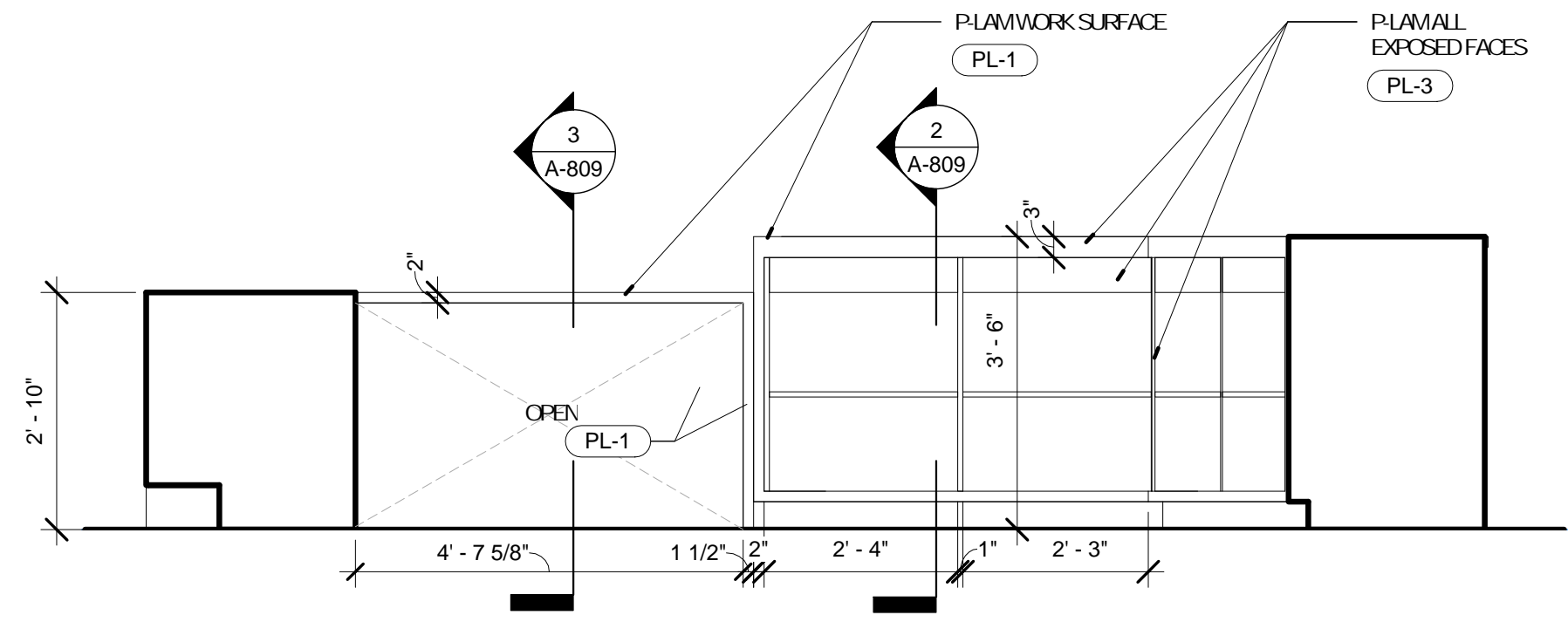
1 ELEV - CIRCULATION DESK FRONT
A-604 1/2" = 1'-0"



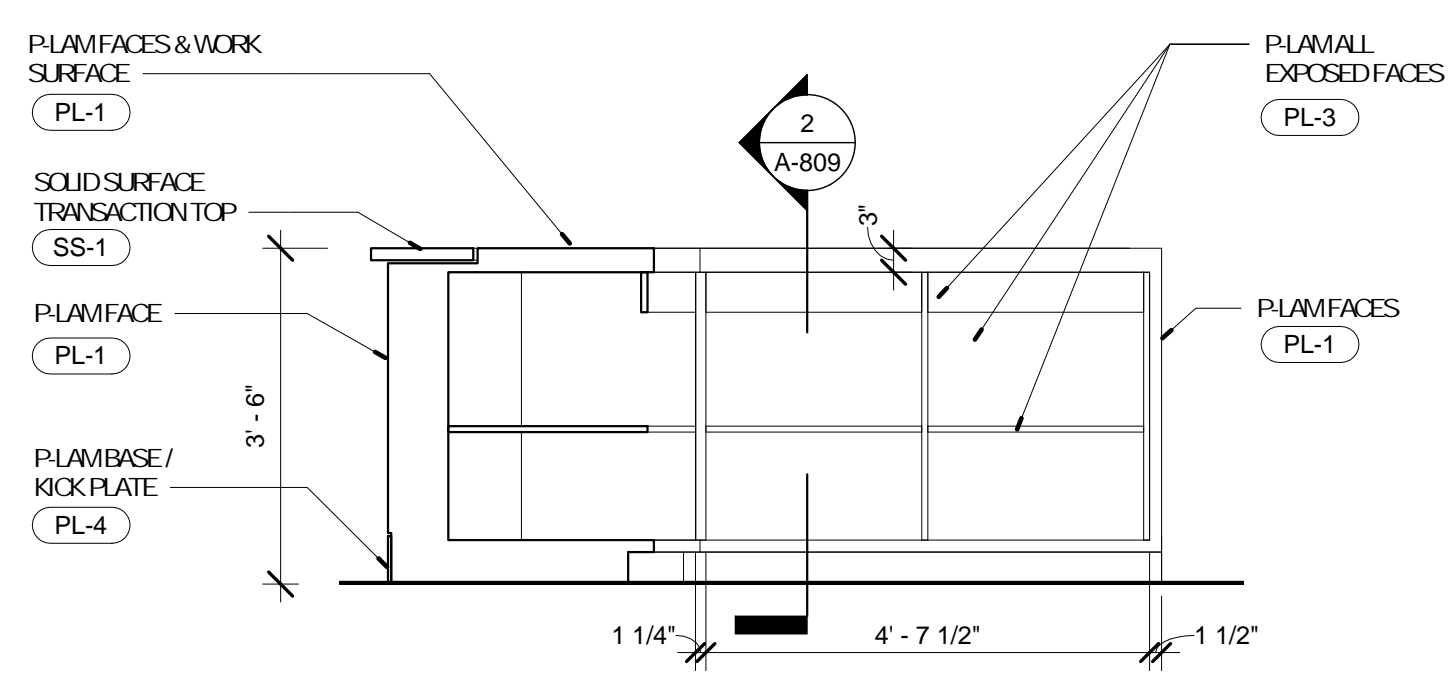
2 ELEV - CIRCULATION DESK SIDE-1
A-604 1/2" = 1'-0"



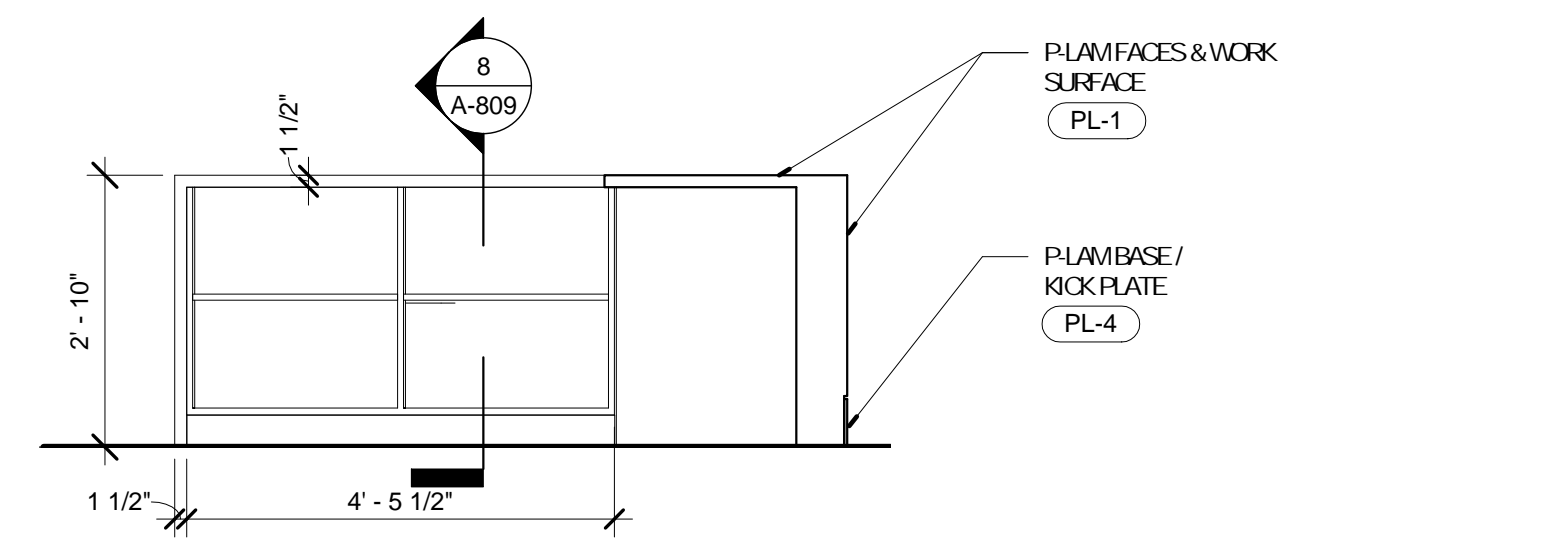
3 ELEV - CIRCULATION DESK SIDE-2
A-604 1/2" = 1'-0"



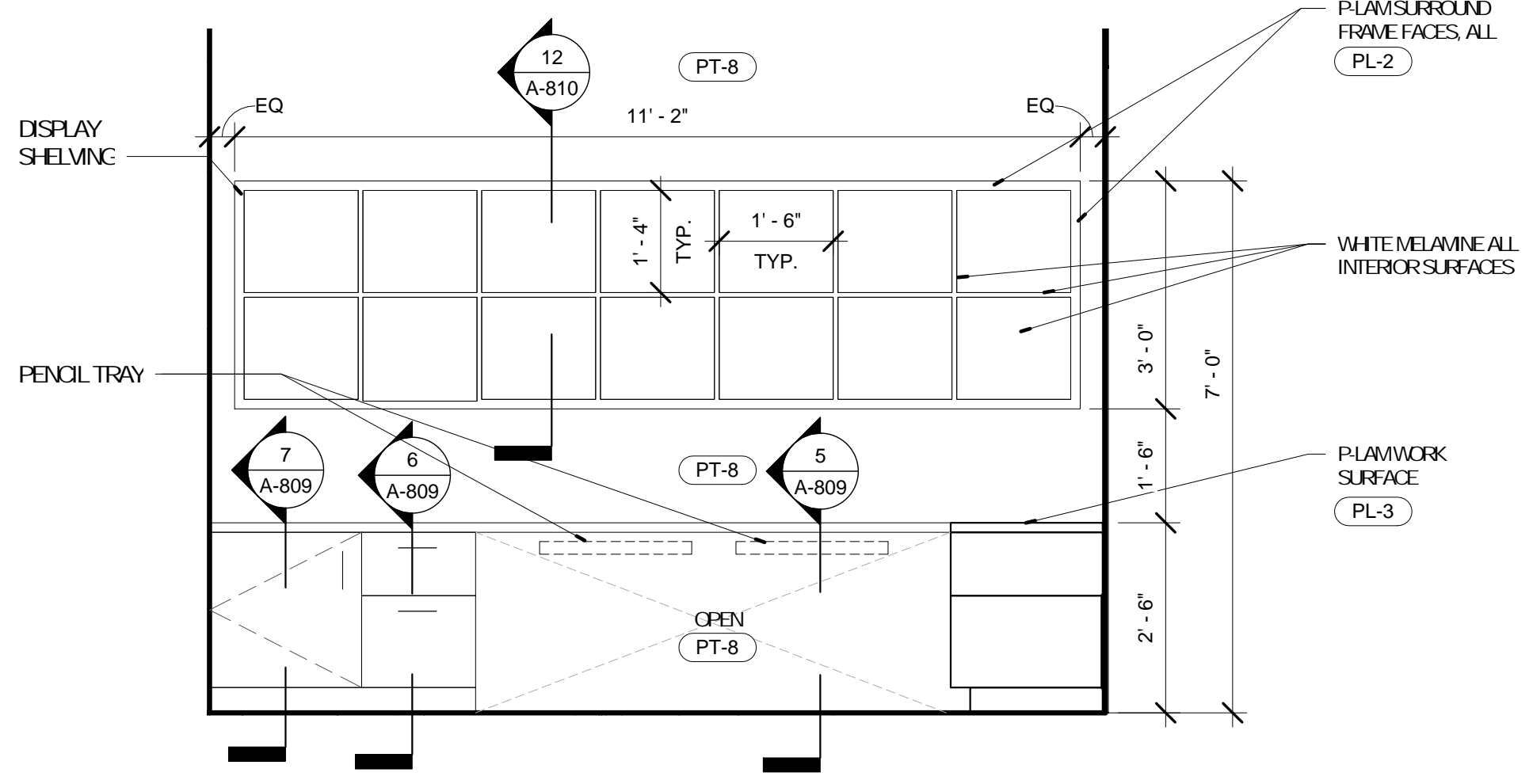
4 ELEV - CIRCULATION BACK-1
A-604 1/2" = 1'-0"



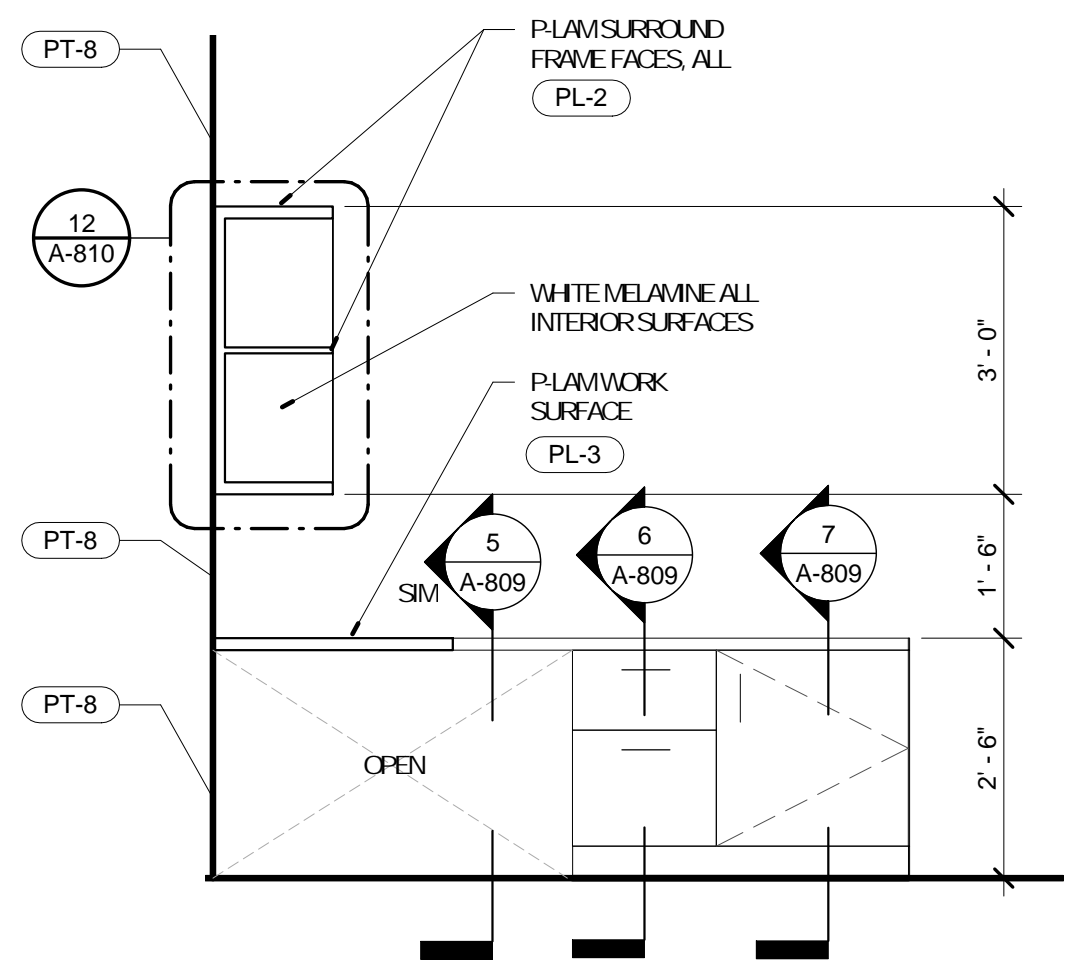
5 ELEV - CIRCULATION BACK-2
A-604 1/2" = 1'-0"



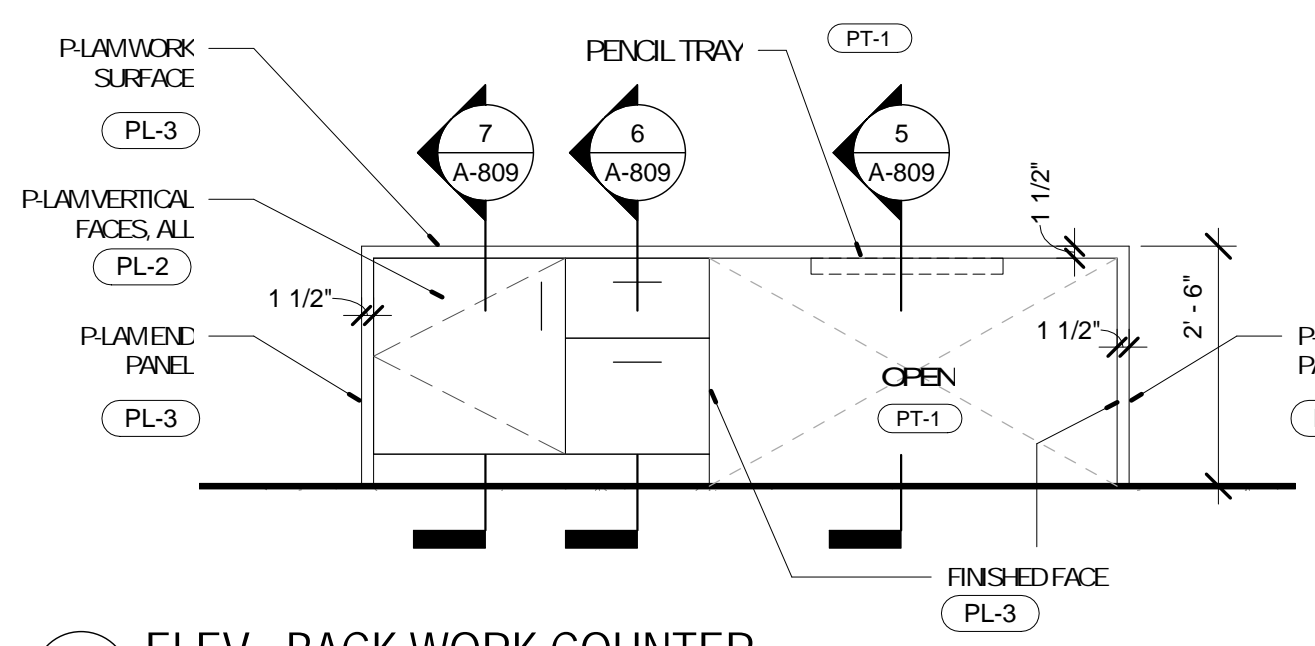
6 ELEV - CIRCULATION BACK-3
A-604 1/2" = 1'-0"



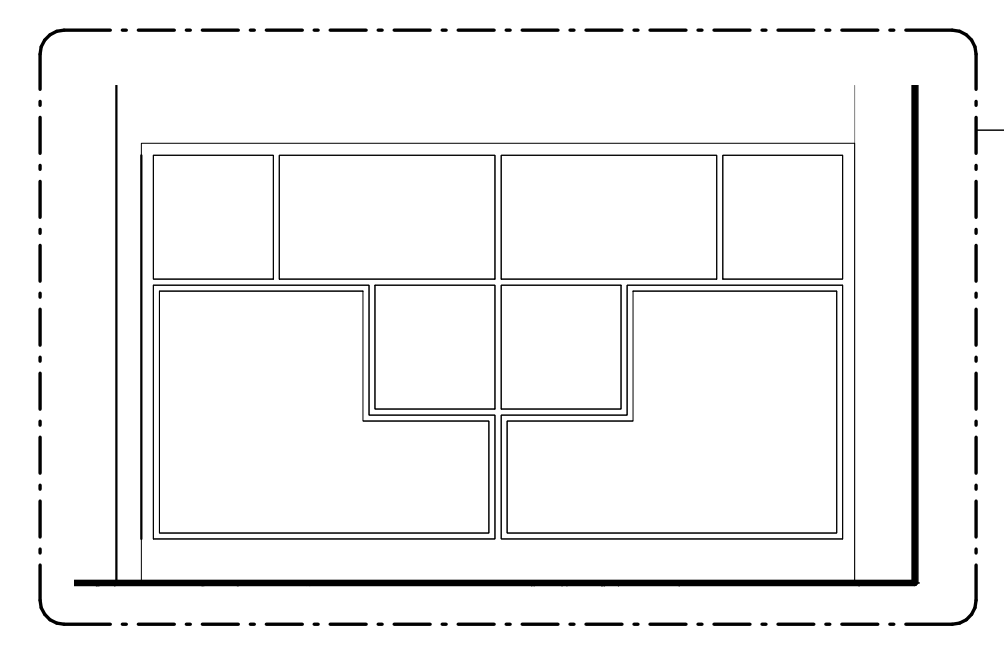
7 ELEV. - WORK RM.
A-604 1/2" = 1'-0"



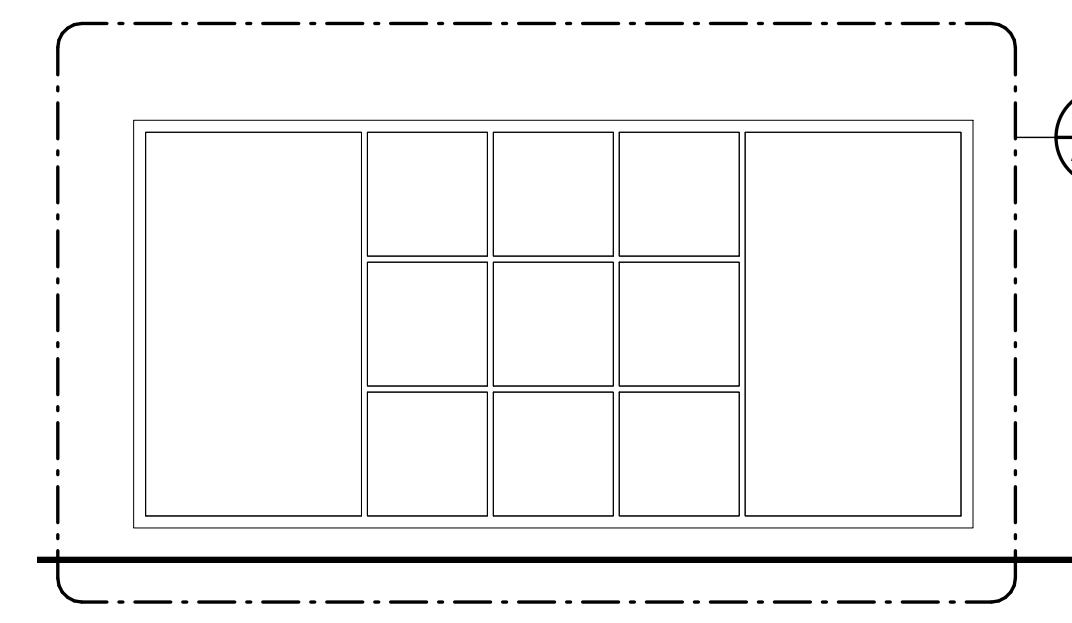
8 ELEV. - WORK ROOM SIDE
A-604 1/2" = 1'-0"



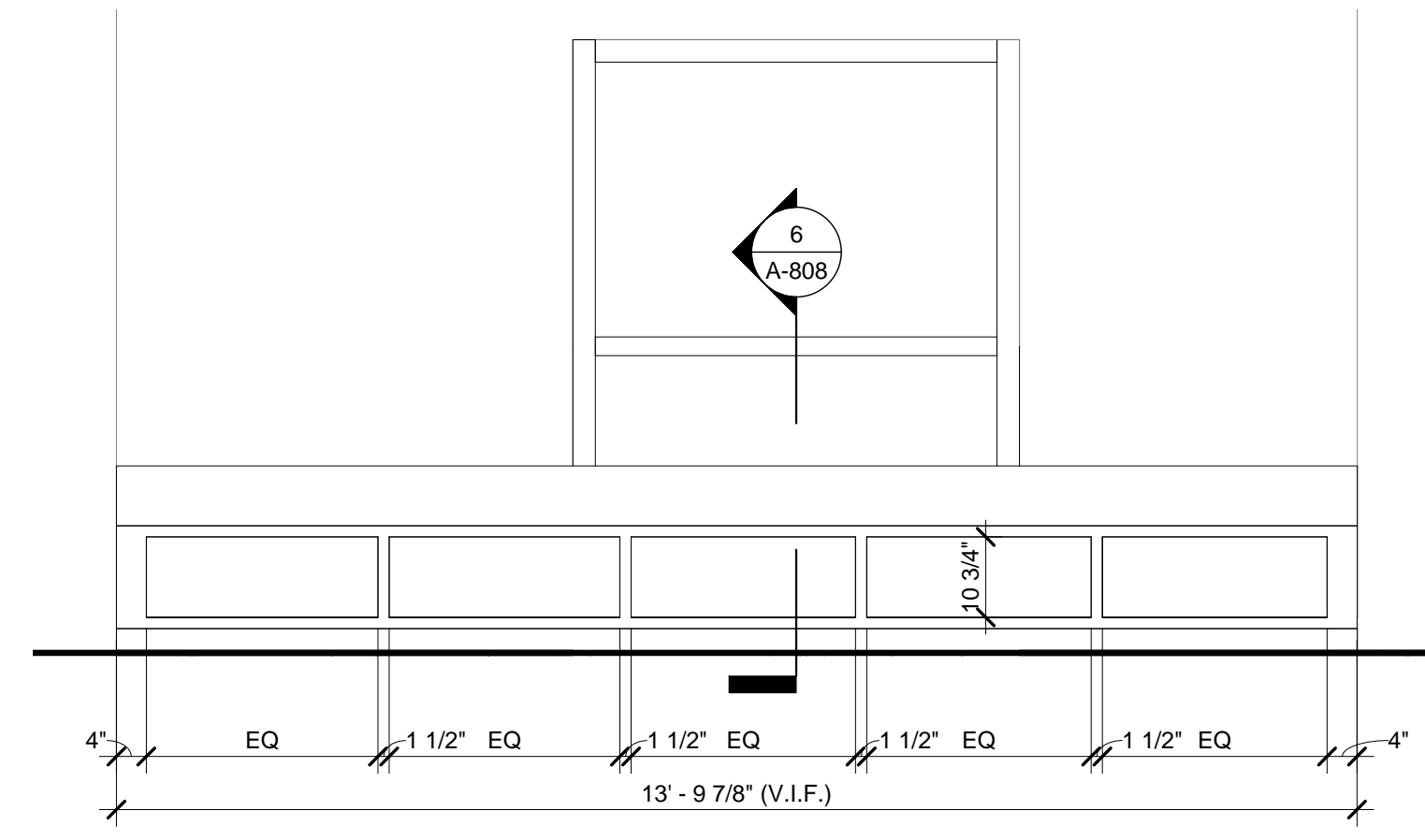
9 ELEV - BACK WORK COUNTER
A-604 1/2" = 1'-0"



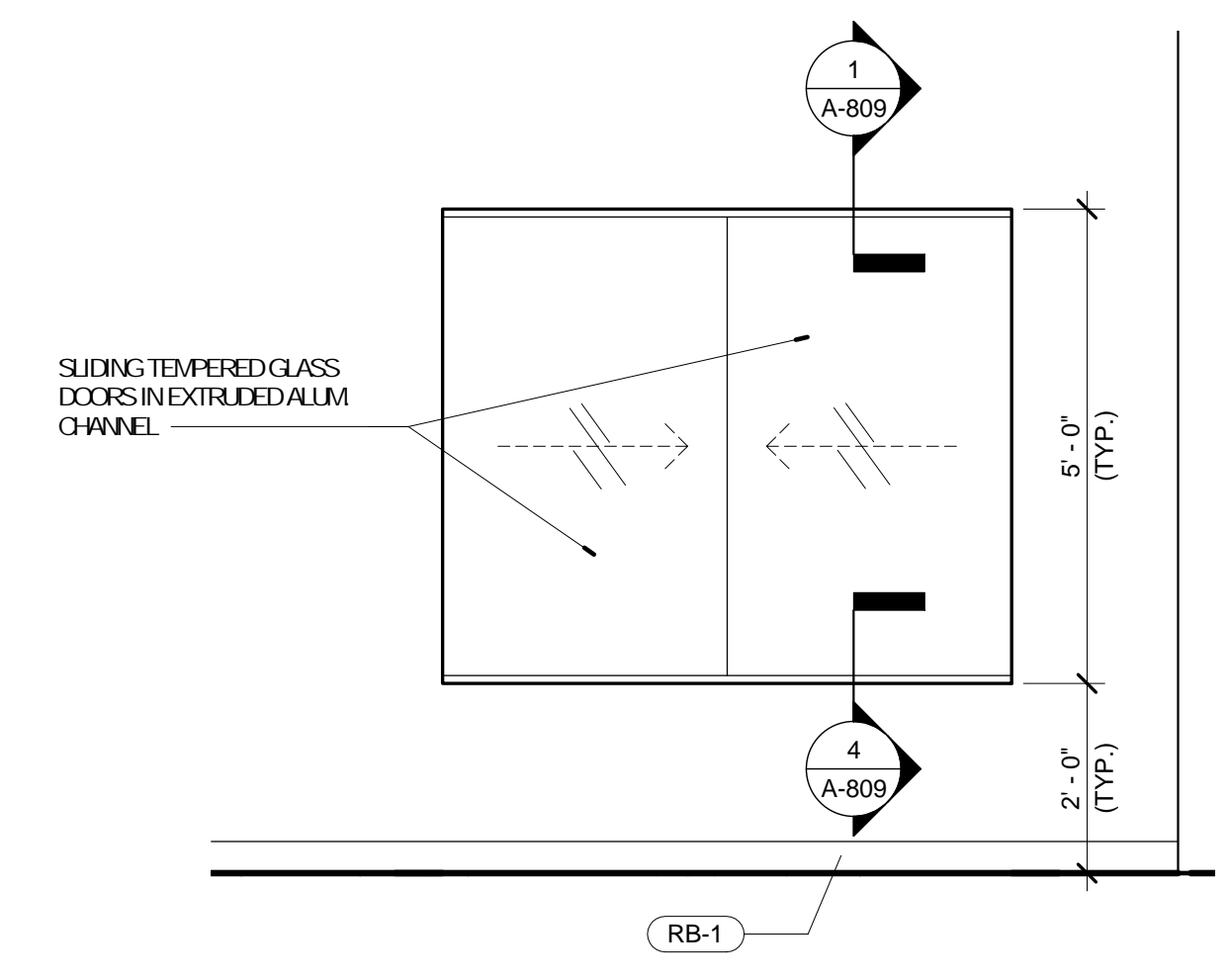
10 ELEV. - CHILDREN'S CUBBIES
A-604 1/2" = 1'-0"



11 ELEV. - CHILDREN'S ACTIVITY WALL
A-604 1/2" = 1'-0"



12 ELEV - CHILDREN'S WINDOW SEAT
A-604 1/2" = 1'-0"



13 ELEV - ENTRY DISPLAY
A-604 1/2" = 1'-0"

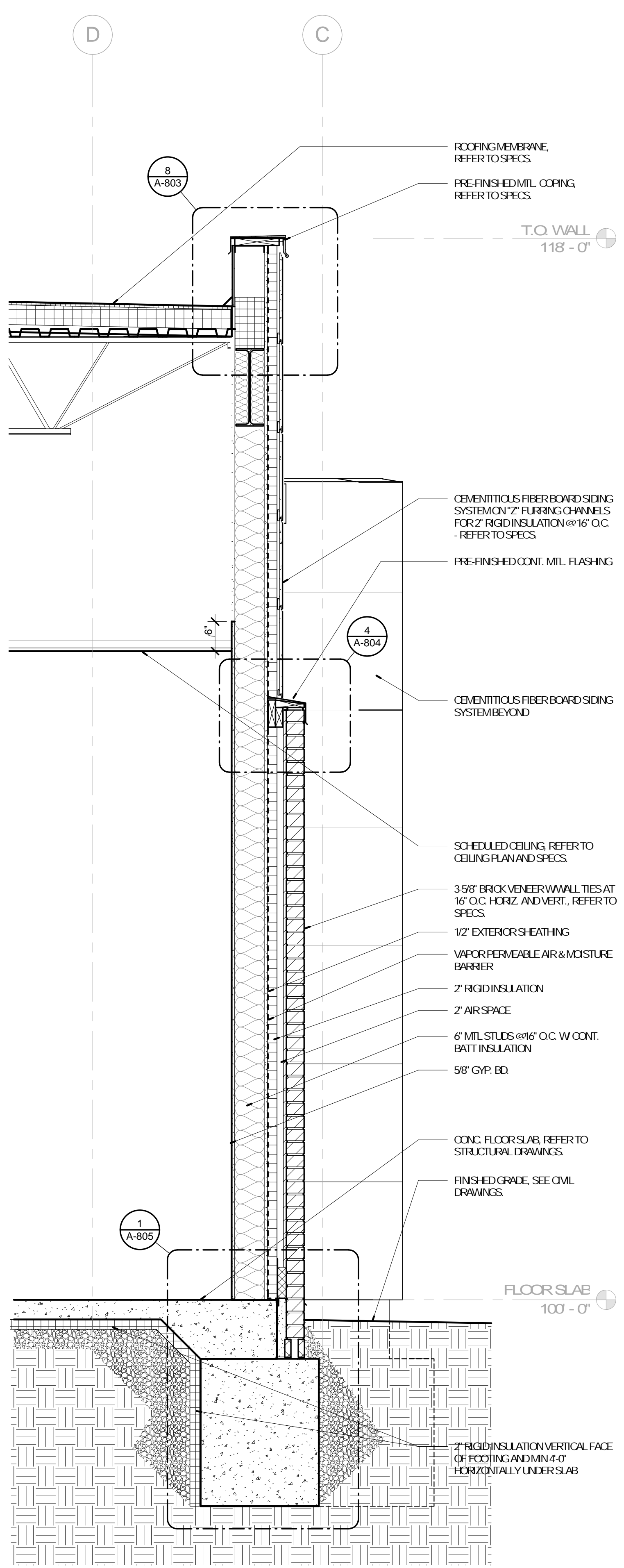
No.	Date	Description
	04/14/17	ISSUED FOR BID
	05/09/17	ADDENDUM A
E	05/15/17	ADDENDUM B

DRAWN BY: SC/SH

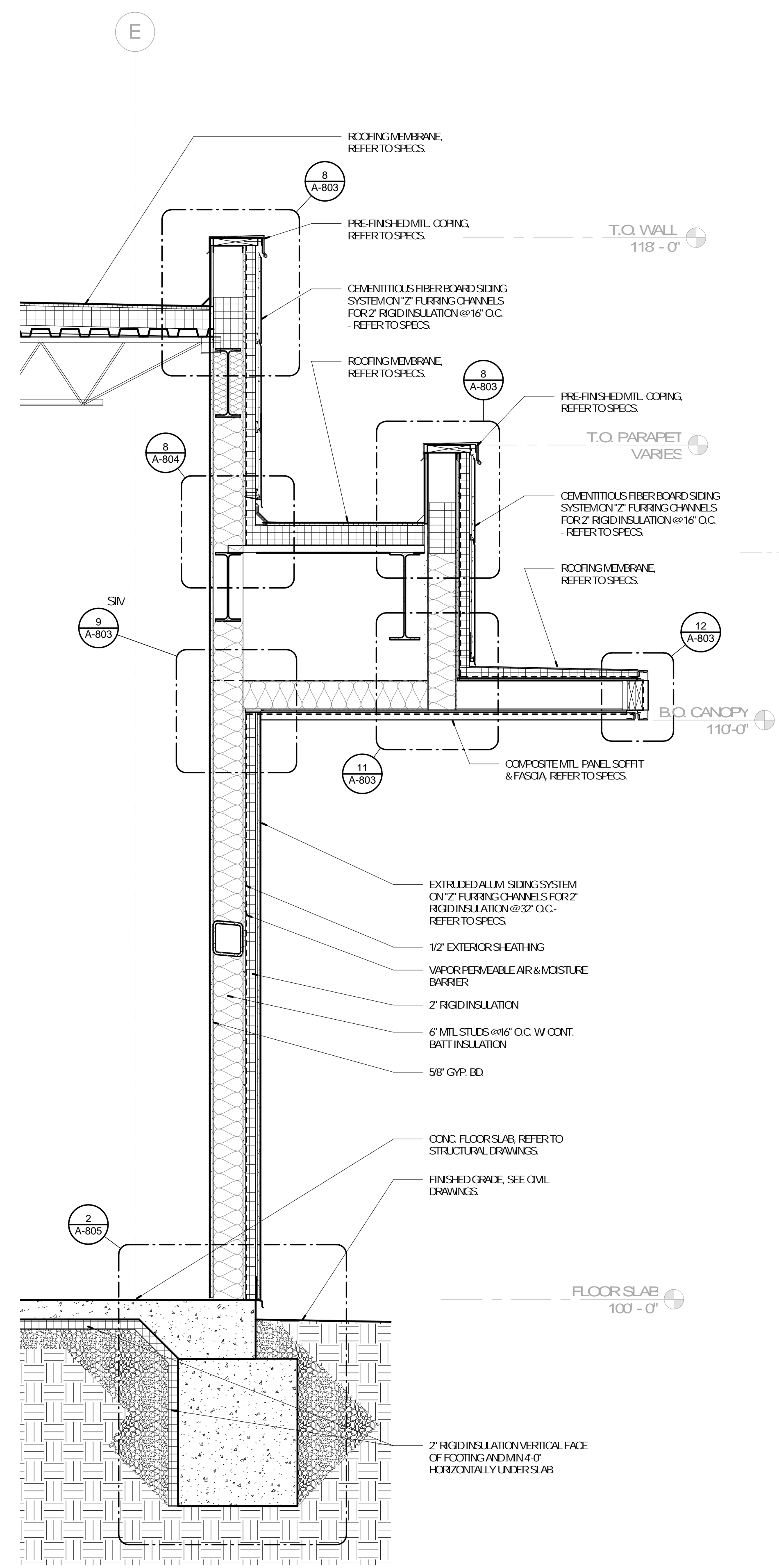
PROJECT NUMBER: 16-1161.06

SHEET TITLE: WALL SECTIONS

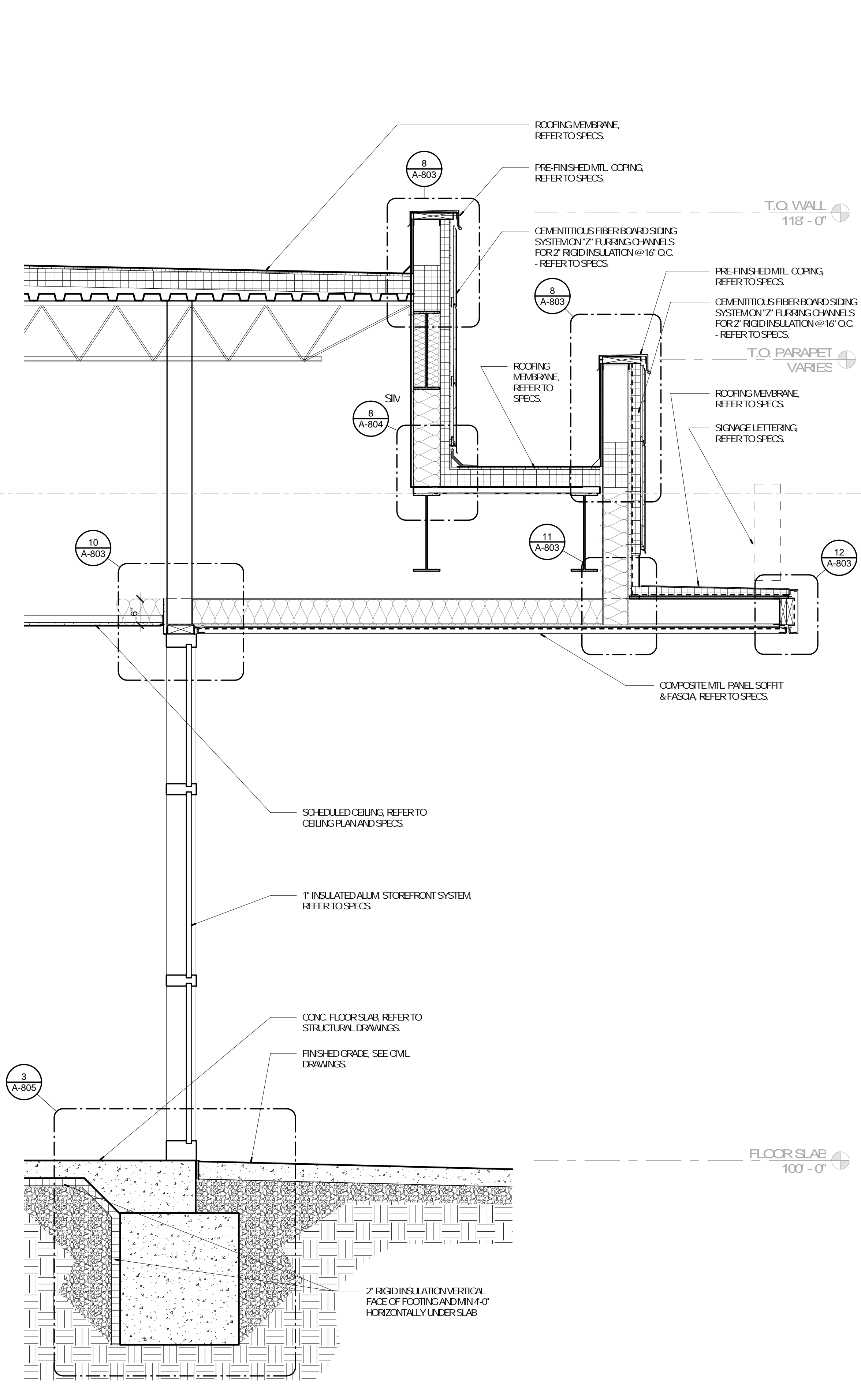
A-702



1 WALL SECTION - SOUTH
3/4" = 1'-0"



2 WALL SECTION - SOUTH
3/4" = 1'-0"



3 WALL SECTION - SOUTH
3/4" = 1'-0"

SCENIC REGIONAL LIBRARY
WARRENTON BRANCH
912 S. HIGHWAY 47
WARRENTON, MO 63383



ARCHITECT OF RECORD
JEMA
3006 LOUIS ST.
ST. LOUIS, MO 63103
T (314) 531-7400
CONTACT: SCOTT CLARK
EMAIL: SCLARK@JEMASTL.COM

DESIGN ARCHITECT
SAFFI DESIGN ASSOCIATES ARCHITECTS
3750 SOUTH FREMONT
SPRINGFIELD, MO 65804
T (417) 877-9600
F (417) 877-9606
CONTACT: JAMES STUFFLEBEAM
E: STUFFLEBEAM@SDAARCHITECTS.COM

CIVIL
COO-PAN
530A E. INDEPENDENCE DRIVE
UNION, MO 63084
CONTACT: DAVE VANLEER
T (636) 594-0540
F (636) 594-0512
EMAIL: DVANLEER@COO-PAN.COM

STRUCTURAL
ALPERAUDI, INC.
1804 BOWMAN CIRCLE DRIVE
ST. LOUIS, MO 63146
T (314) 432-9600
F (314) 807-2774
CONTACT: STEVE BRETTE
EMAIL: STEVE.BRETTE@ALPERAUDI.COM

MECHANICAL, ELECTRICAL, PLUMBING
ERIC PARTNERSHIP, LLC
343 S. KIRKWOOD ROAD, SUITE 204
KIRKWOOD, MO 63122
T (314) 725-8889
CONTACT: BRUCE COLEMAN
E: BCCOLEMAN@ERICPARTNERSHIP.COM

ARCHITECT OF RECORD:

JCH-NEDEWARD MUELLER
MO ARCHITECTURAL LICENSE A2010039554
MO CERTIFICATE OF AUTHORITY A2014008800

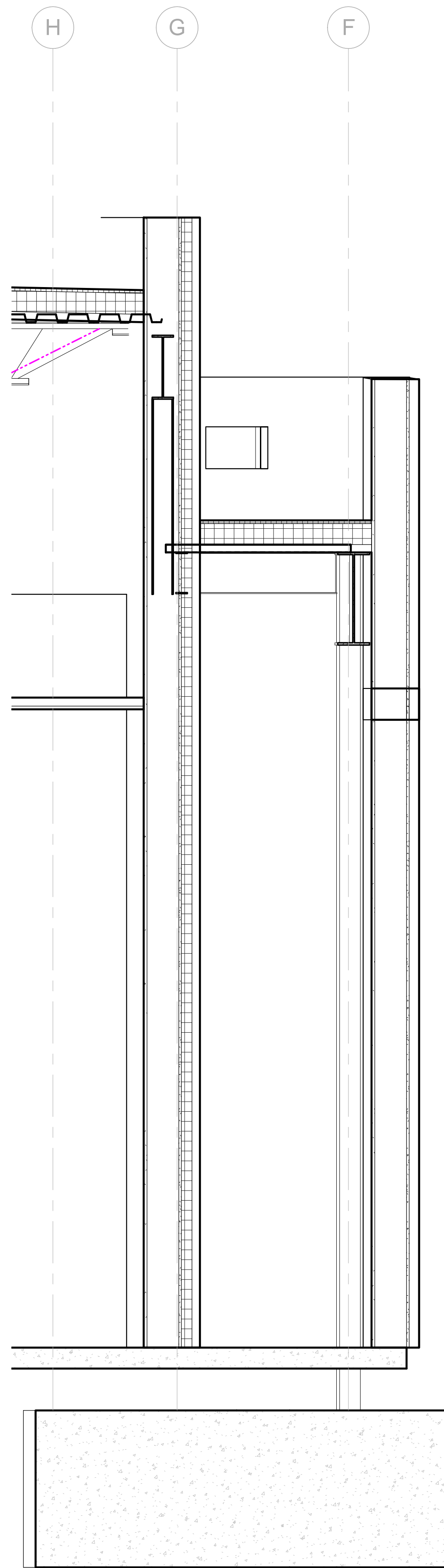
No.	Date	Description
	04/14/17	ISSUED FOR BID
	05/09/17	ADDENDUM A
E	05/15/17	ADDENDUM B

DRAWN BY: SC/SH

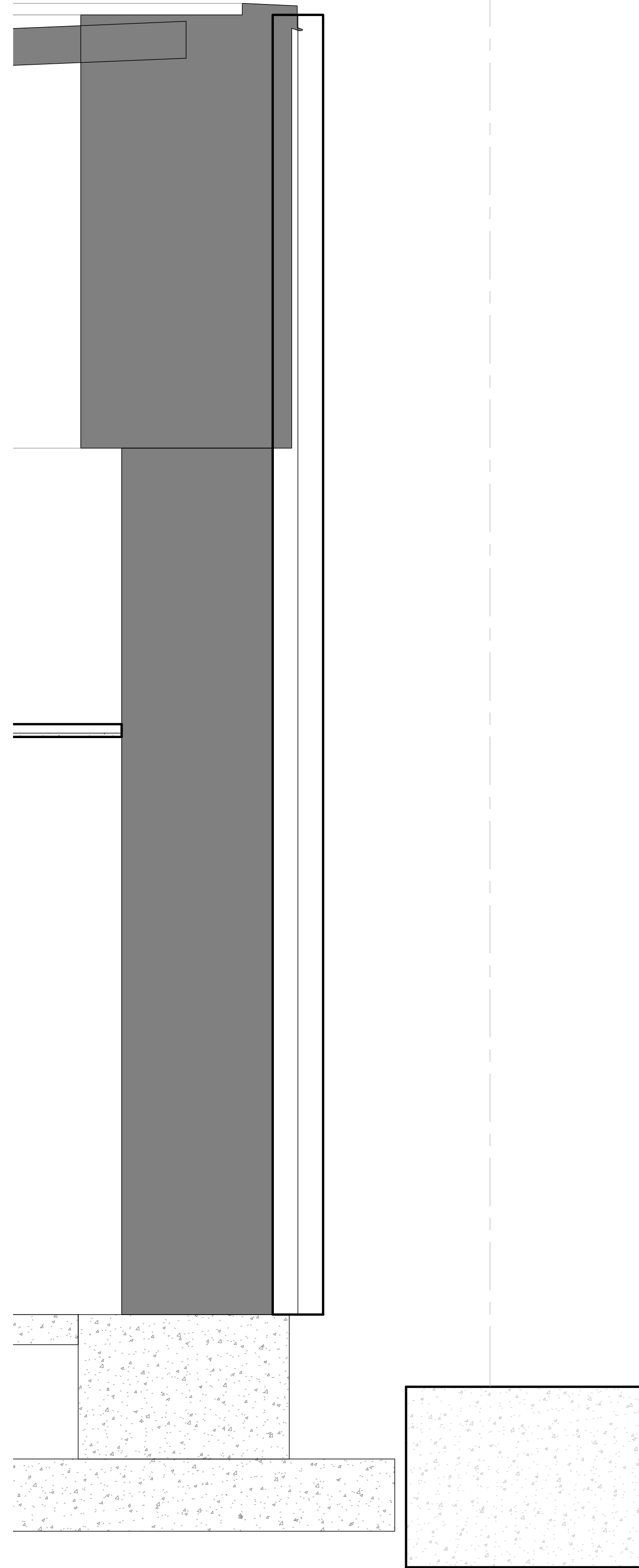
PROJECT NUMBER: 16-1161.06

SHEET TITLE:
WALL SECTIONS

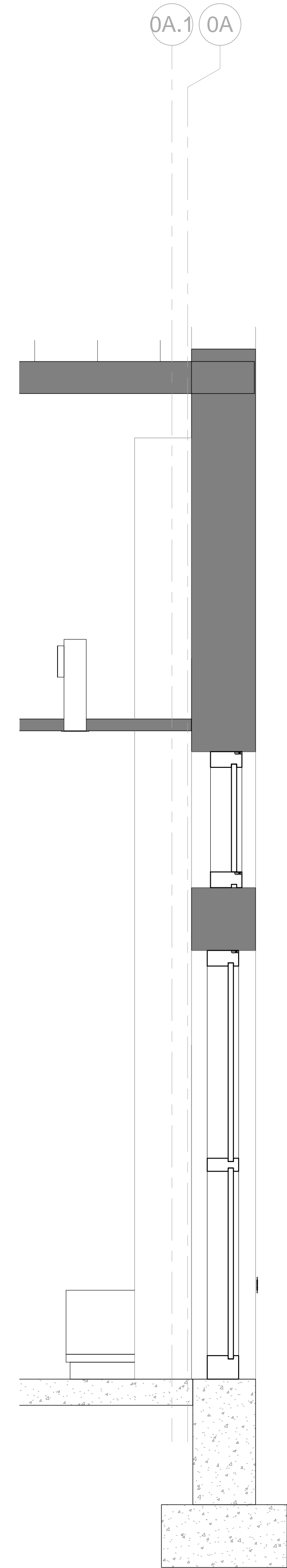
A-703



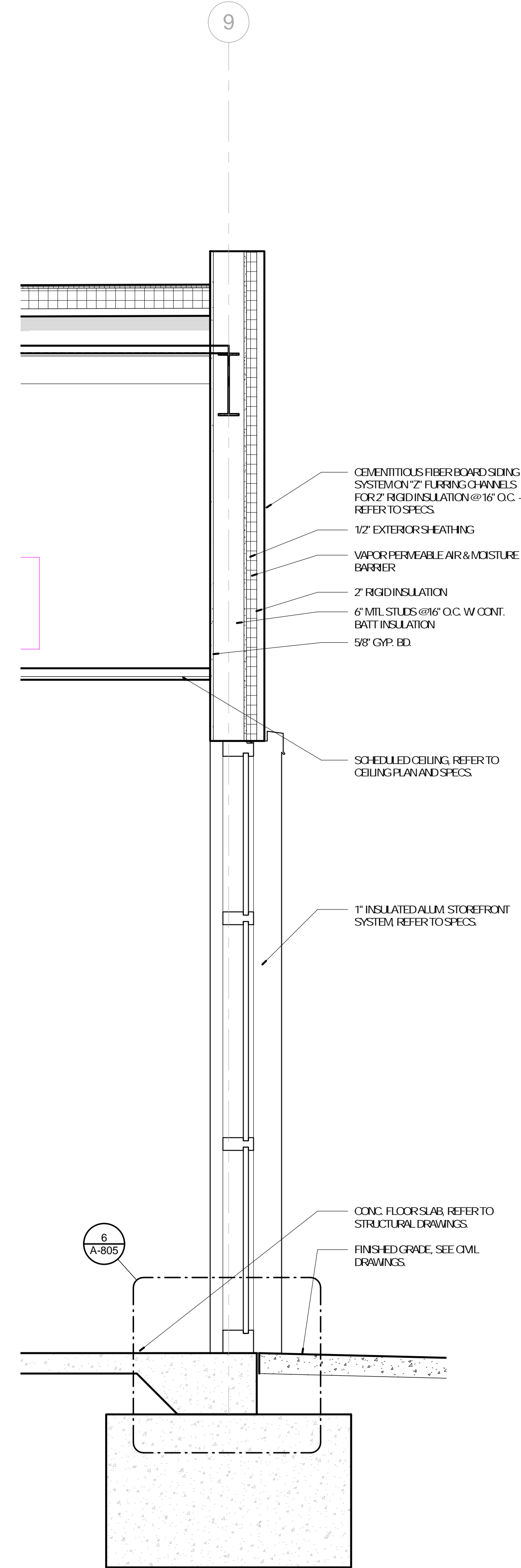
1 WALL SECTION - SOUTH
3/4" = 1'-0"



2 WALL SECTION - SOUTH
3/4" = 1'-0"



3 WALL SECTION - EAST
3/4" = 1'-0"



4 WALL SECTION - EAST
3/4" = 1'-0"

- CEMENTITIOUS FIBER BOARD SIDING SYSTEM ON 2" FURRING CHANNELS FOR 2" RIGID INSULATION @ 16" O.C. - REFER TO SPECS.
- 1/2" EXTERIOR SHEATHING
- VAPOR PERMEABLE AIR & MOISTURE BARRIER
- 2" RIGID INSULATION
- 6" MIL STUDS @ 16" O.C. W/ CONT. BATT INSULATION
- 5/8" GYP. BD.

SCHEDULED CEILING. REFER TO CEILING PLAN AND SPECS.

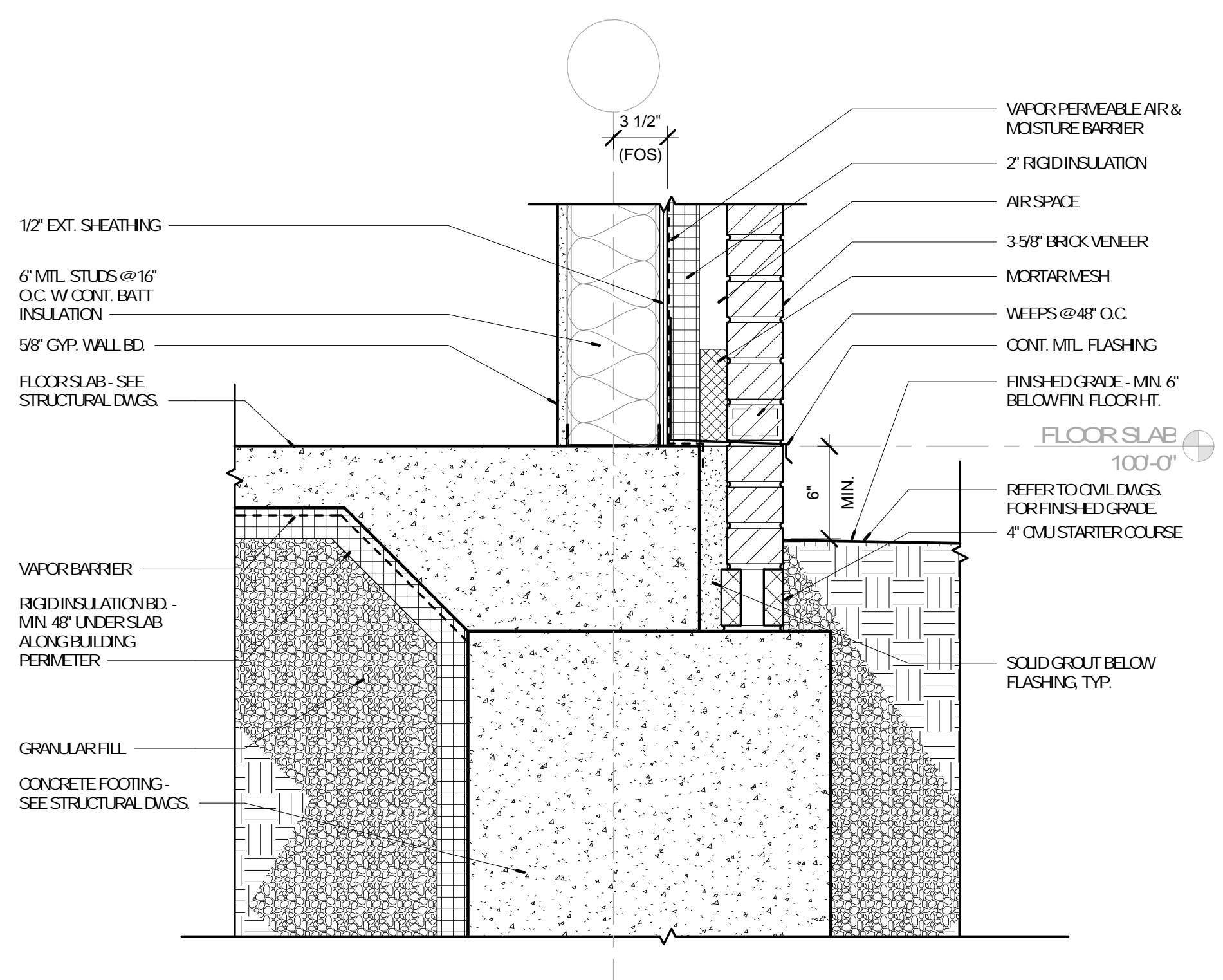
1" INSULATED ALUM. STOREFRONT SYSTEM REFER TO SPECS.

CONC. FLOOR SLAB. REFER TO STRUCTURAL DRAWINGS.

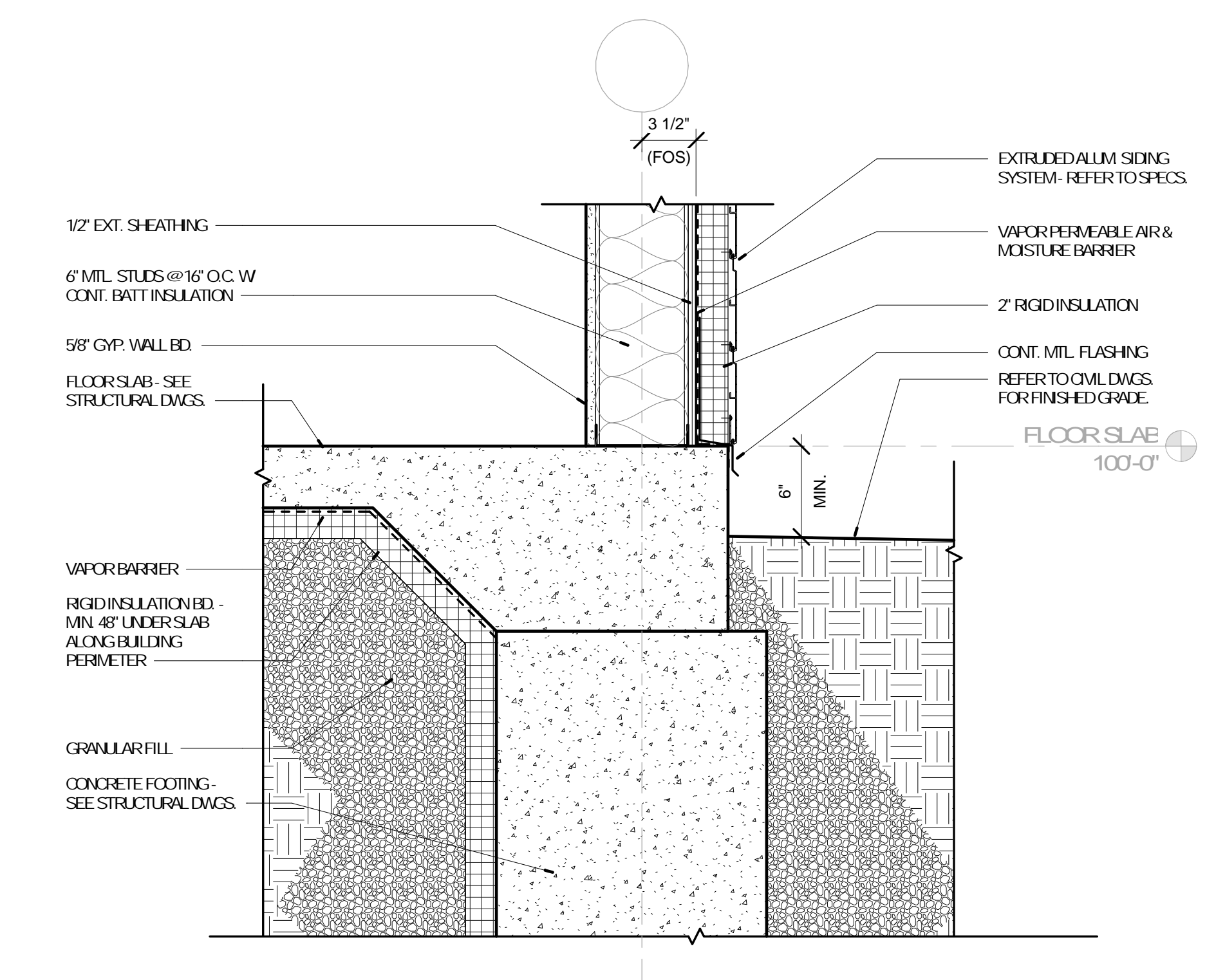
FINISHED GRADE. SEE CIVIL DRAWINGS.



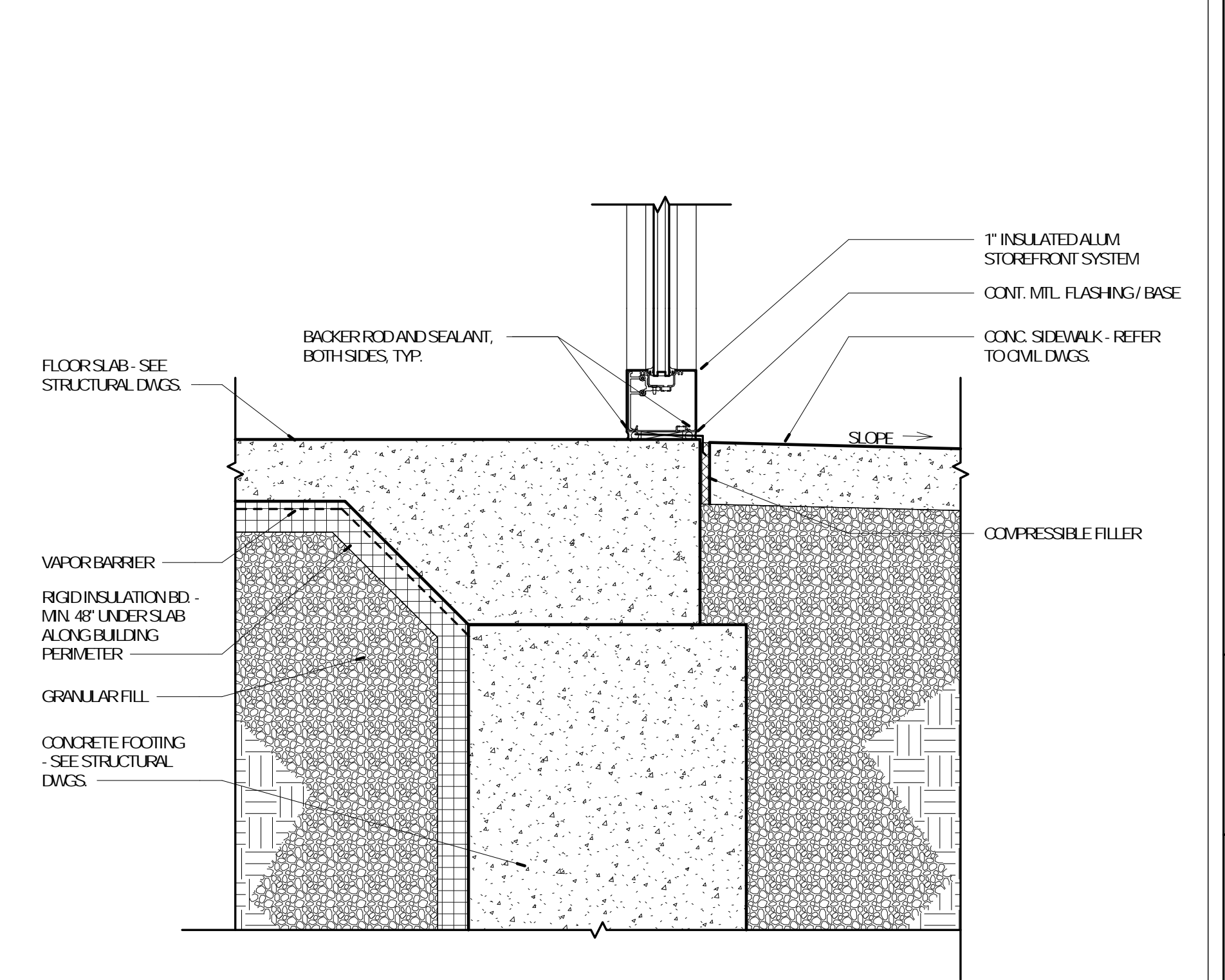
No.	Date	Description
04/14/17	ISSUED FOR BID	
05/09/17	ADDENDUM A	



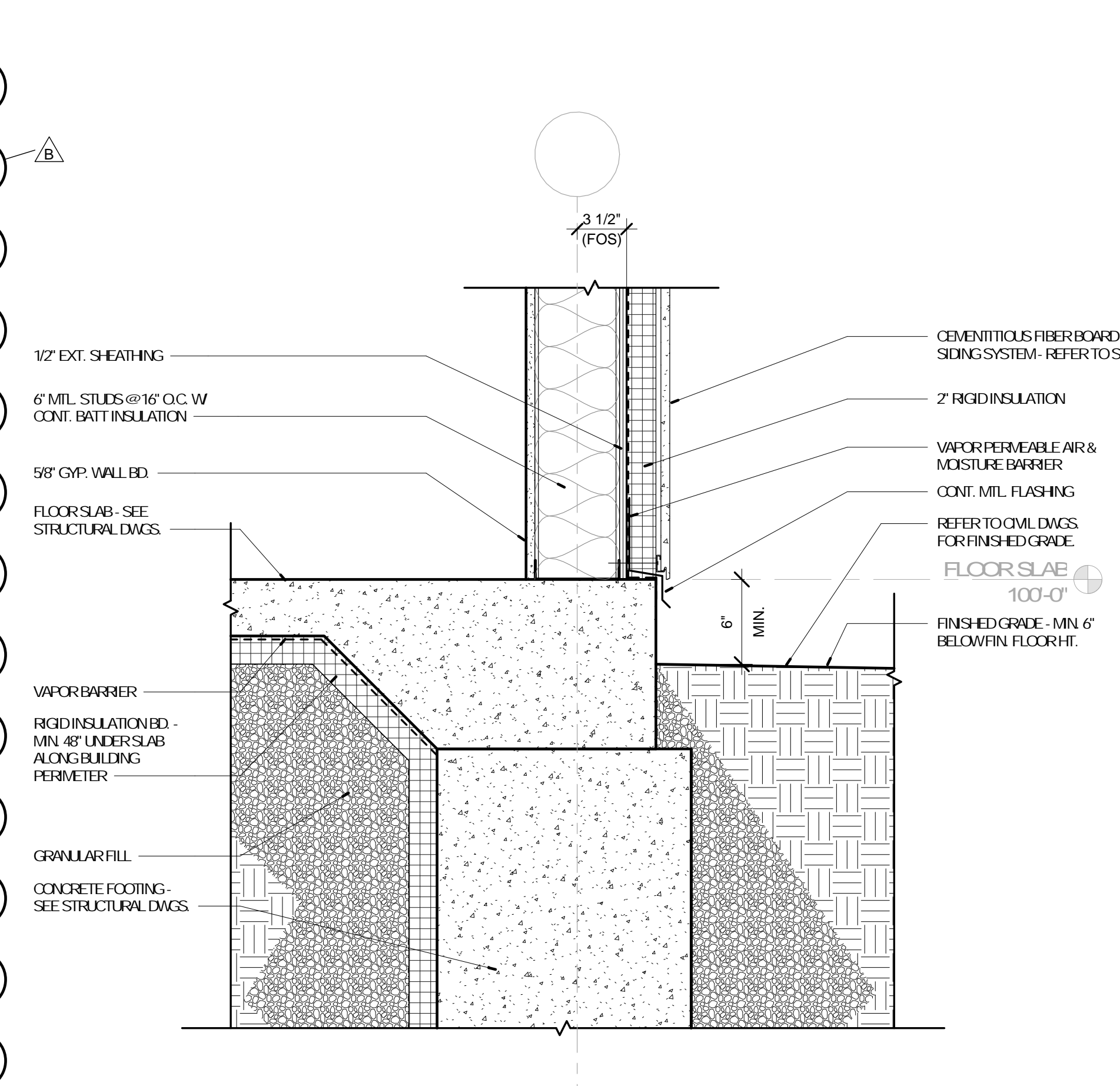

1 WALL BASE DETAIL
A-805 1 1/2" = 1'-0" REFERENCE 1 /A-702



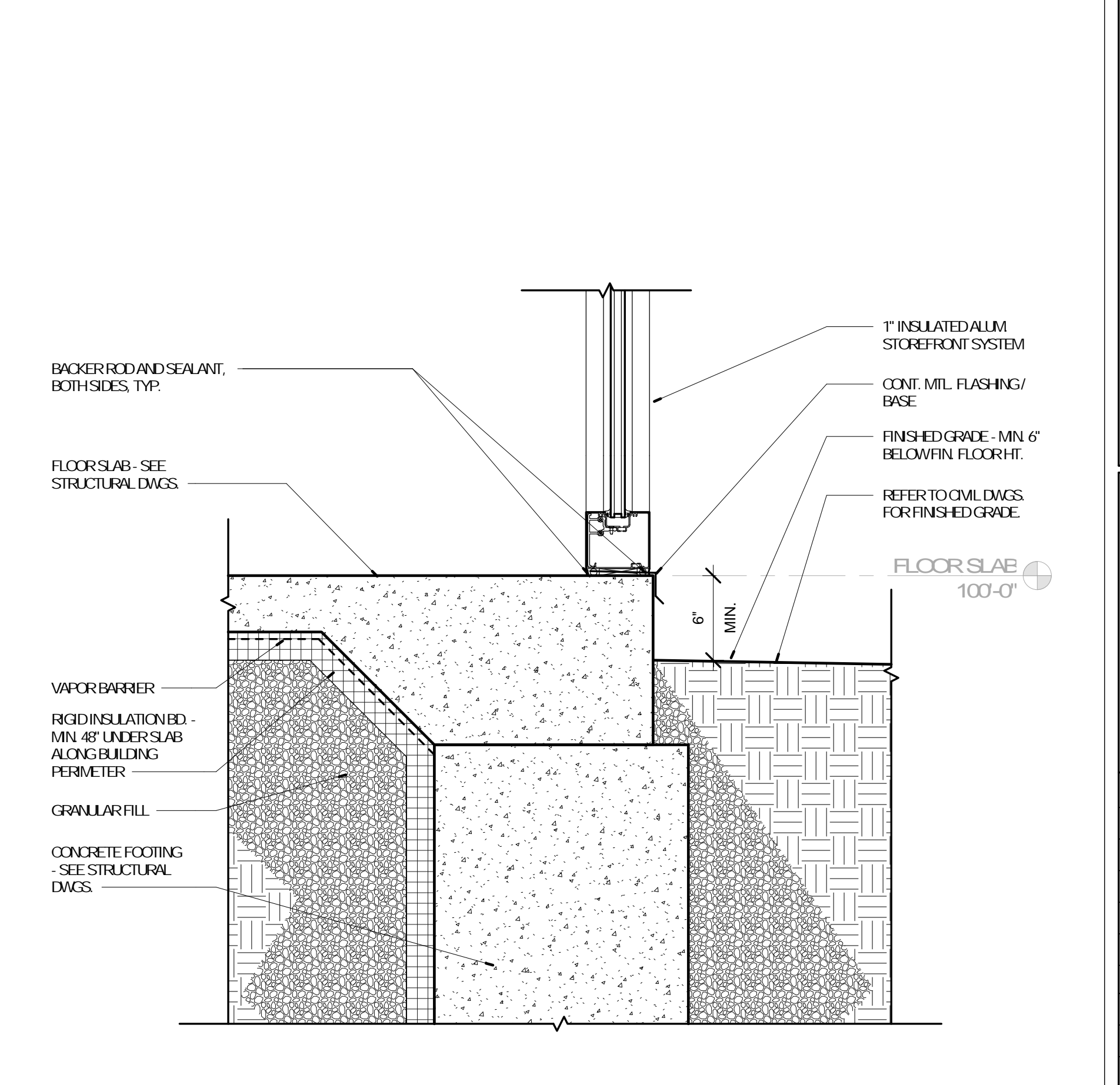
2 WALL BASE DETAIL
A-805 1 1/2" = 1'-0" REFERENCE 2 /A-702



3 WALL BASE DETAIL
A-805 1 1/2" = 1'-0" REFERENCE 3 /A-702



5 WALL BASE DETAIL
A-805 1 1/2" = 1'-0" REFERENCE /



6 WALL BASE DETAIL
A-805 1 1/2" = 1'-0" REFERENCE 4 /A-703

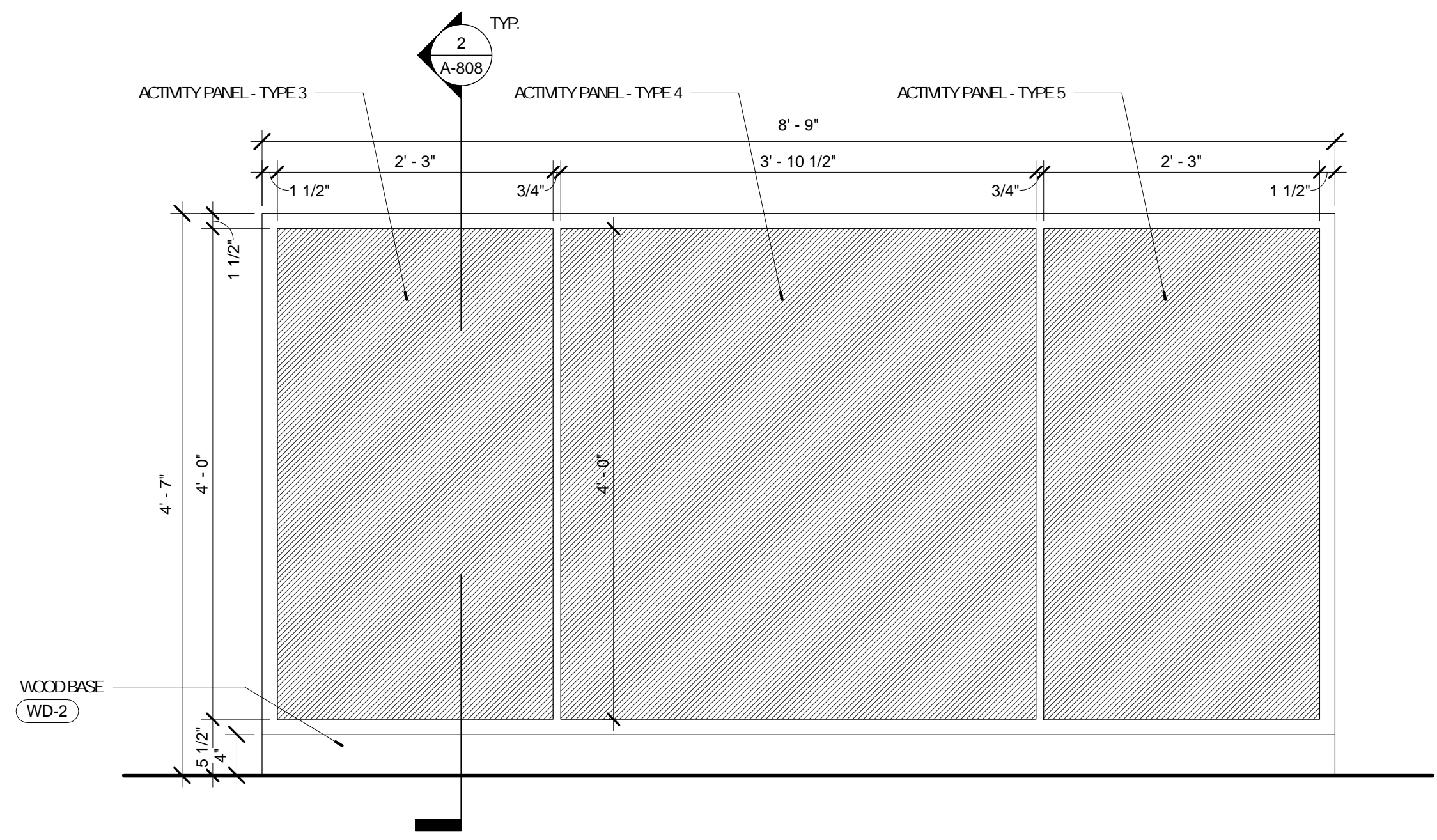
No.	Date	Description
	04/14/17	ISSUED FOR BID
	05/09/17	ADDENDUM A
E	05/15/17	ADDENDUM B

DRAWN BY: SC/SH

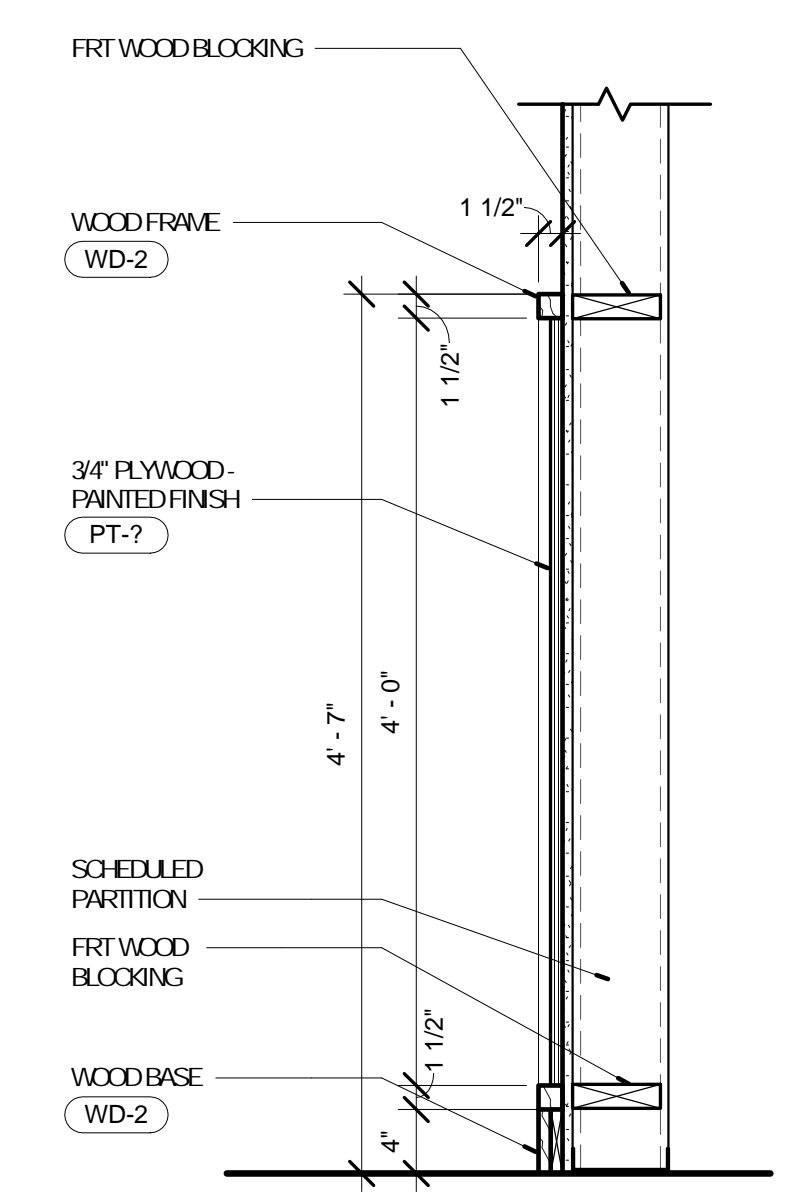
PROJECT NUMBER: 16-1161.06

SHEET TITLE: DETAILS - MILLWORK

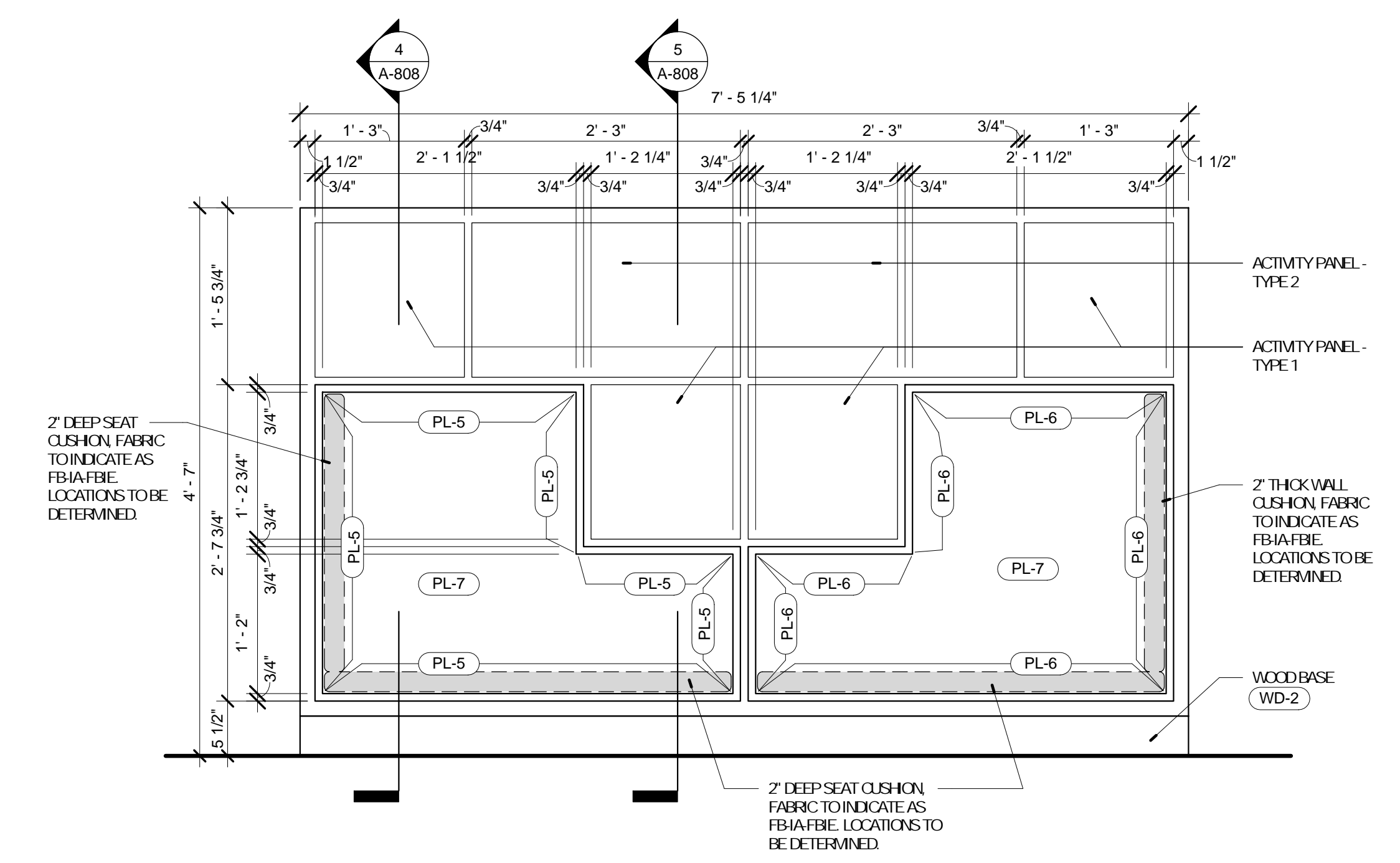
A-808



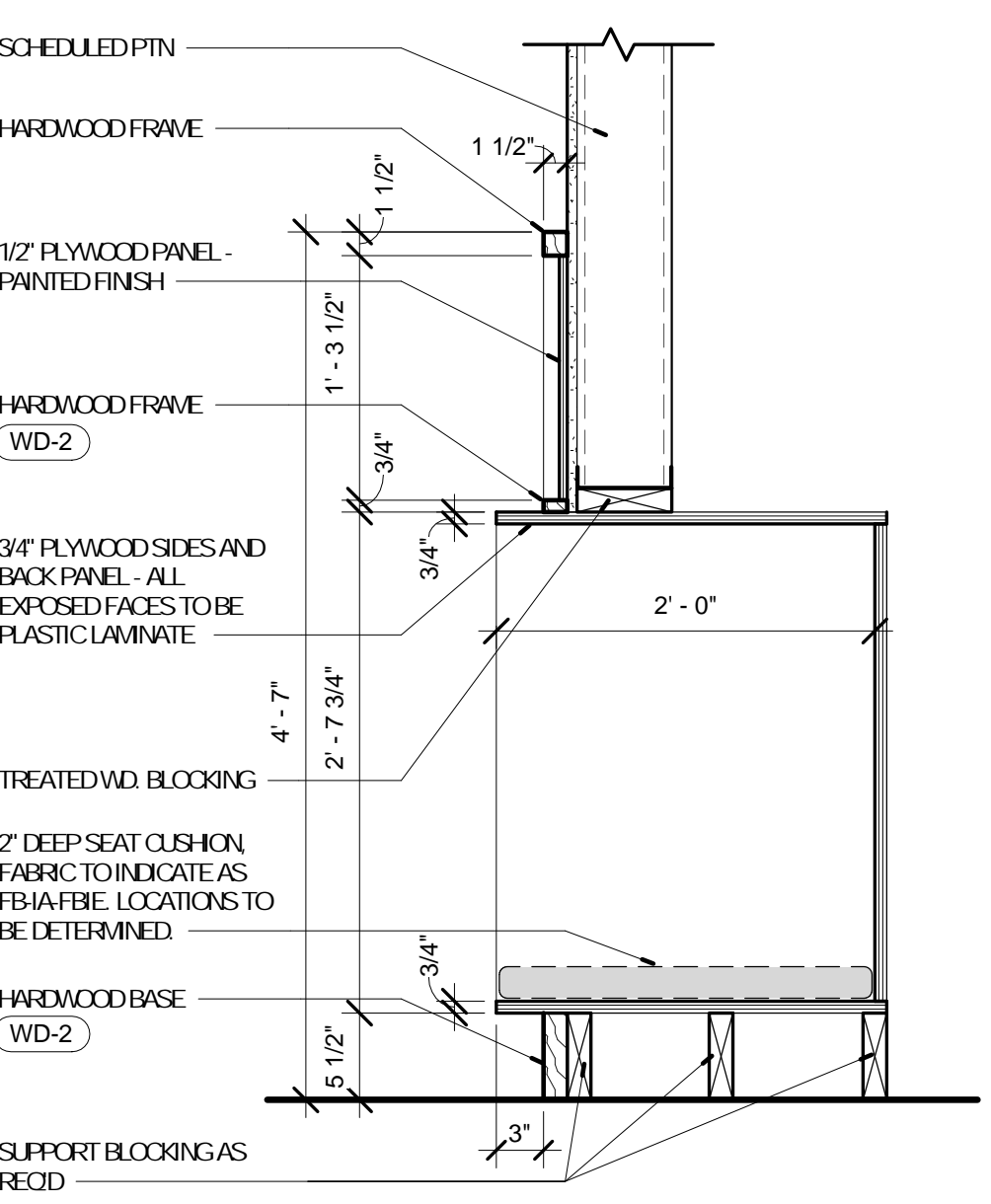
1 ELEV - ACTIVITY WALL
A-808 1" = 1'-0"



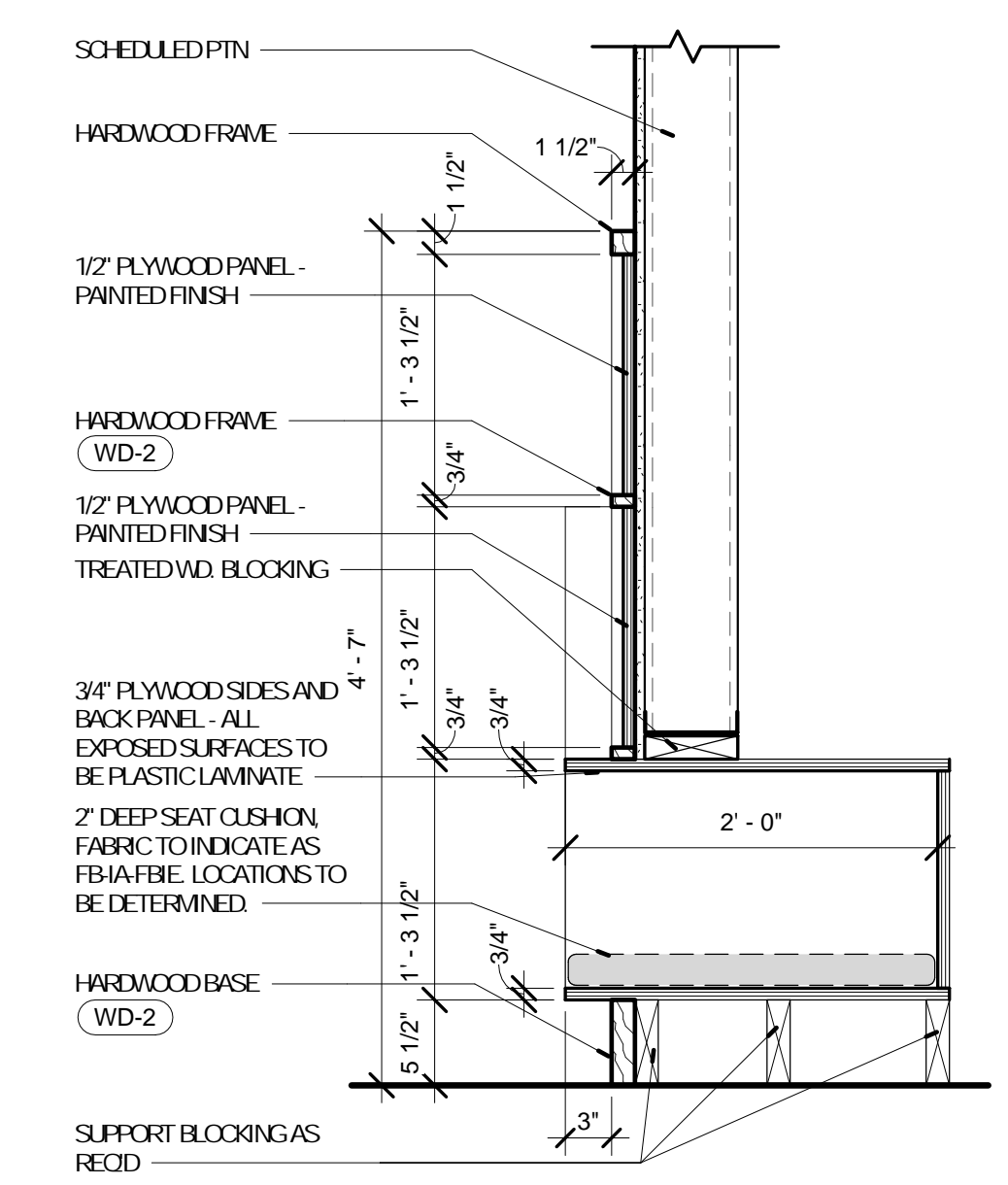
2 DETAIL - ACTIVITY WALL
A-808 1" = 1'-0"



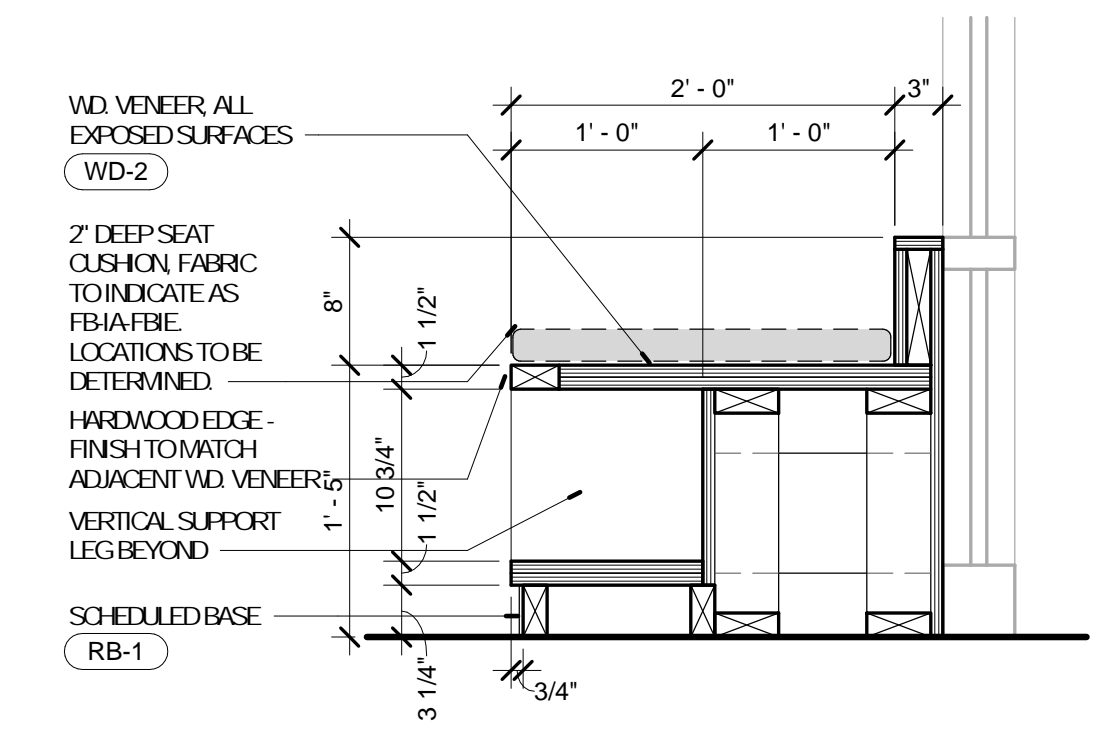
3 ELEV - CUBBIES
A-808 1" = 1'-0"



4 DETAIL - CUBBY WALL
A-808 1" = 1'-0"

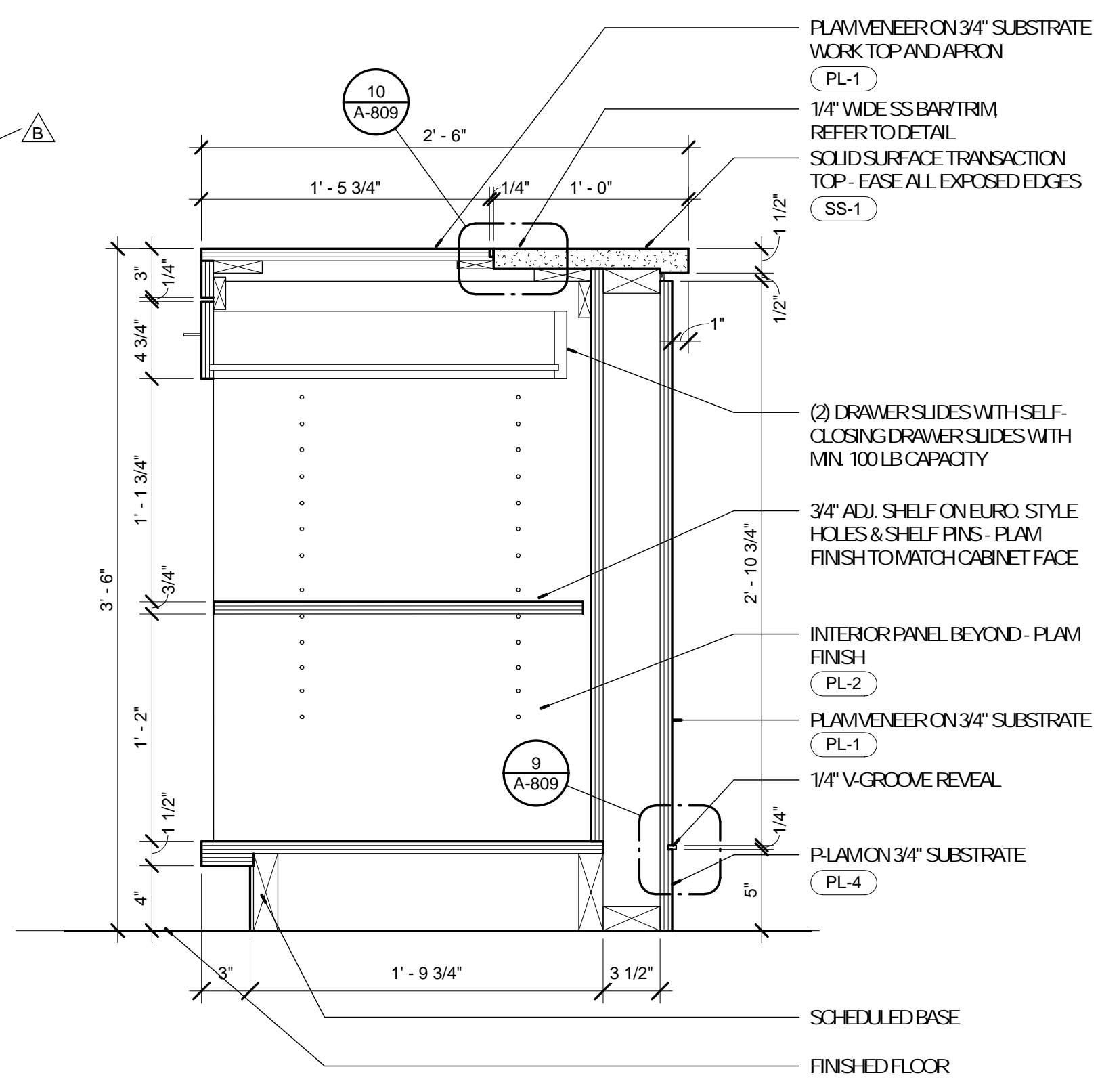


5 DETAIL - CUBBY WALL
A-808 1" = 1'-0"

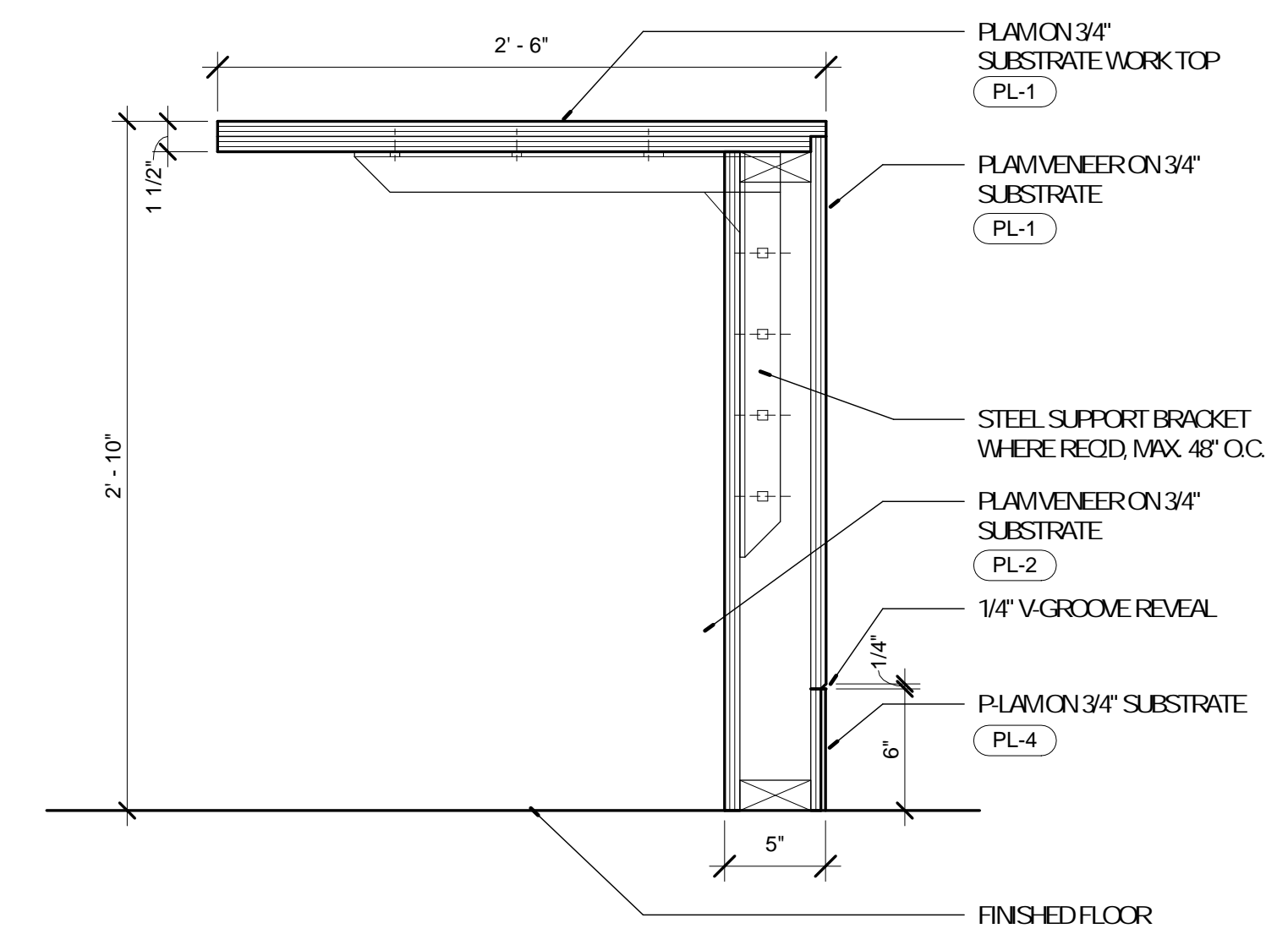


6 DETAIL - WINDOW SEAT
A-808 1" = 1'-0"

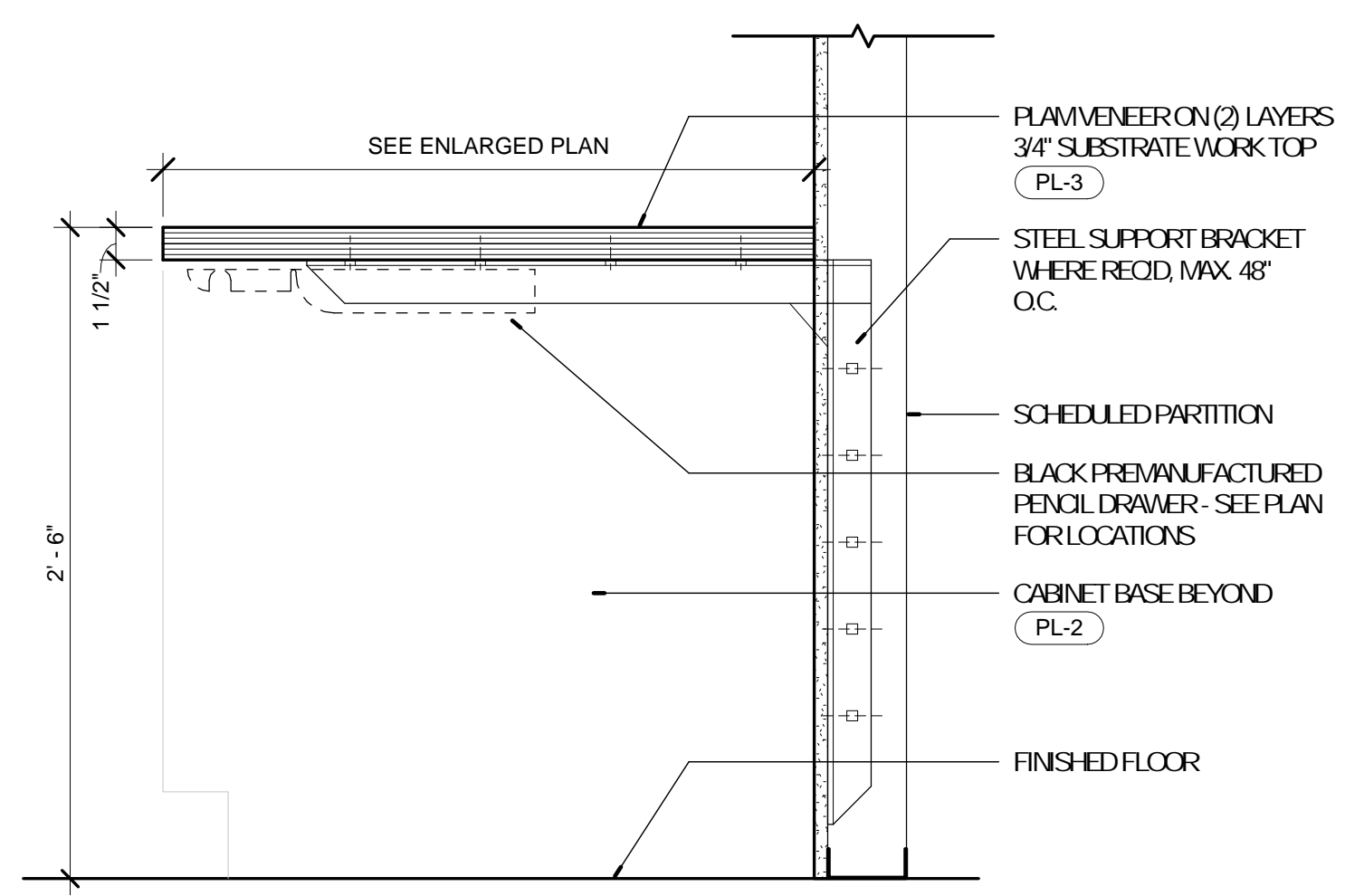
No.	Date	Description
	04/14/17	ISSUED FOR BID
	05/09/17	ADDENDUM A
E	05/15/17	ADDENDUM B



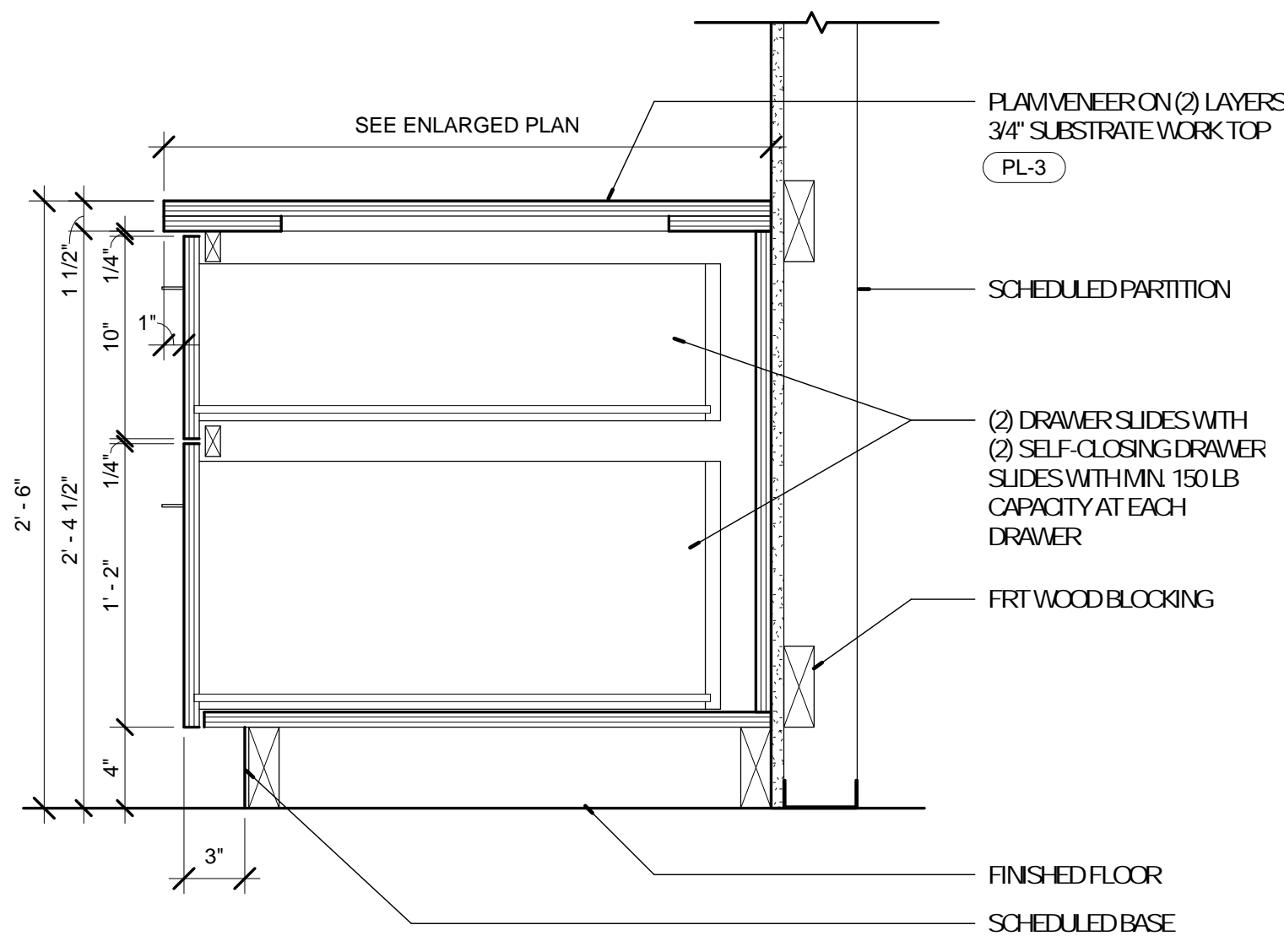
2 DETAIL - CIRCULATION DESK
A-809 1 1/2" = 1'-0" REFERENCE 1 /A-604



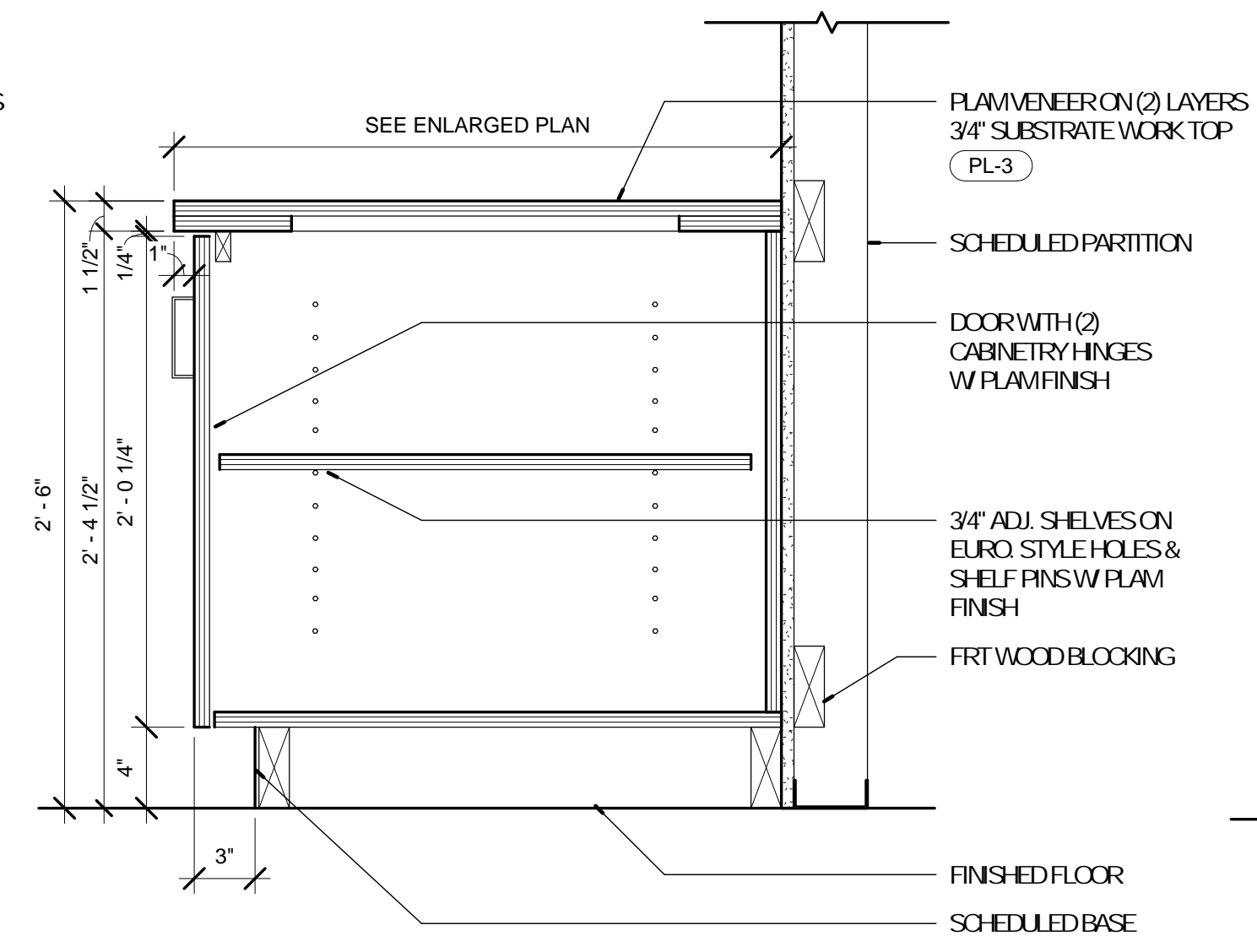
3 DETAIL - CIRCULATION DESK
A-809 1 1/2" = 1'-0" REFERENCE 1 /A-604



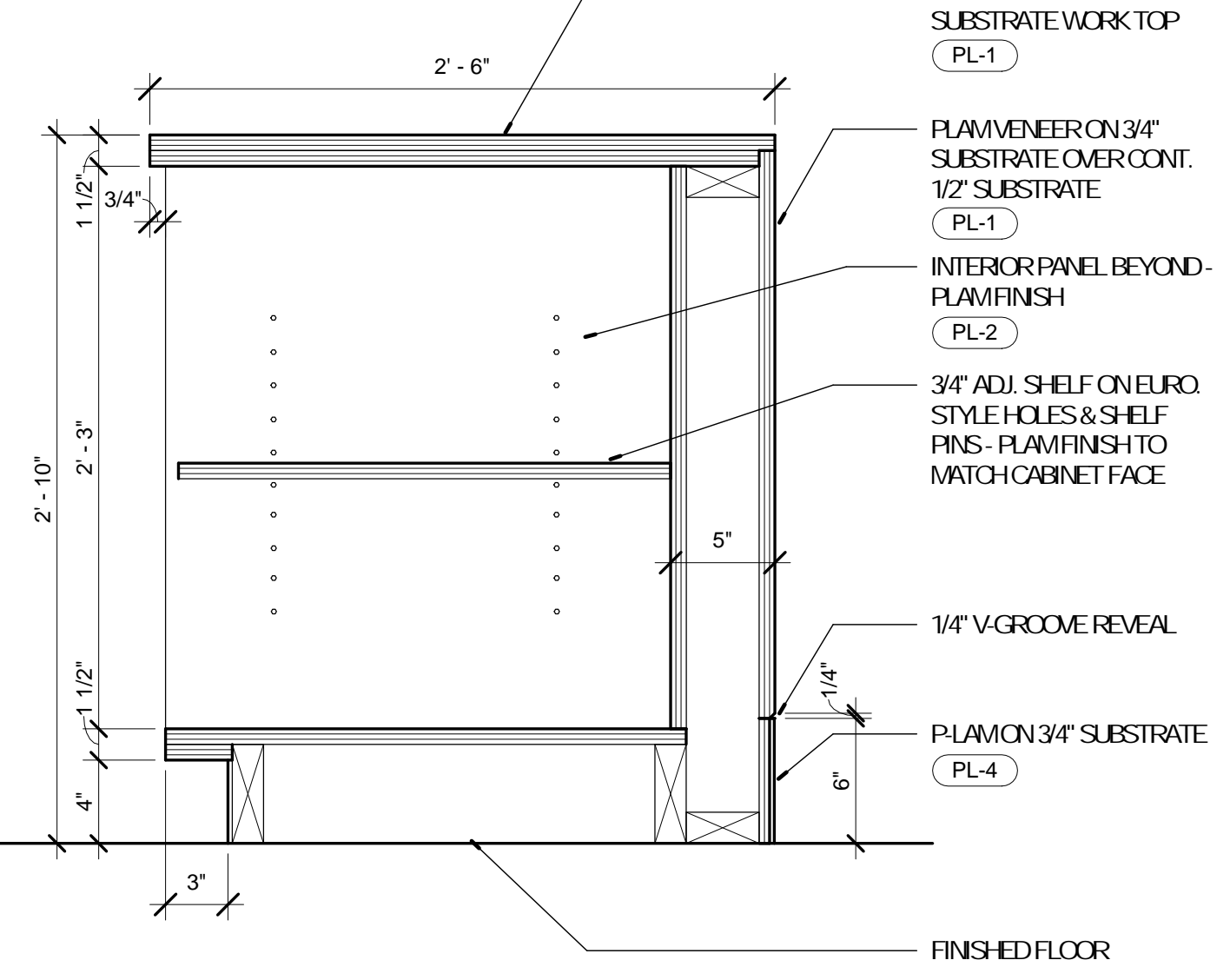
5 DETAIL - CIRCULATION DESK
A-809 1 1/2" = 1'-0" REFERENCE 7 /A-604



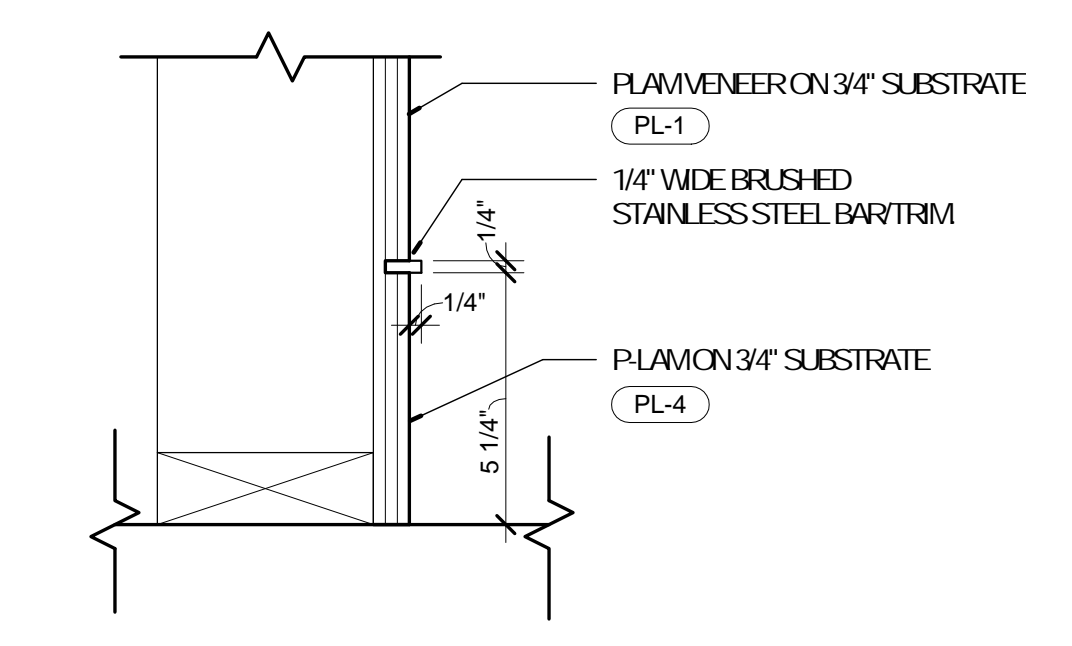
6 DETAIL - CIRCULATION DESK
A-809 1 1/2" = 1'-0" REFERENCE 7 /A-604



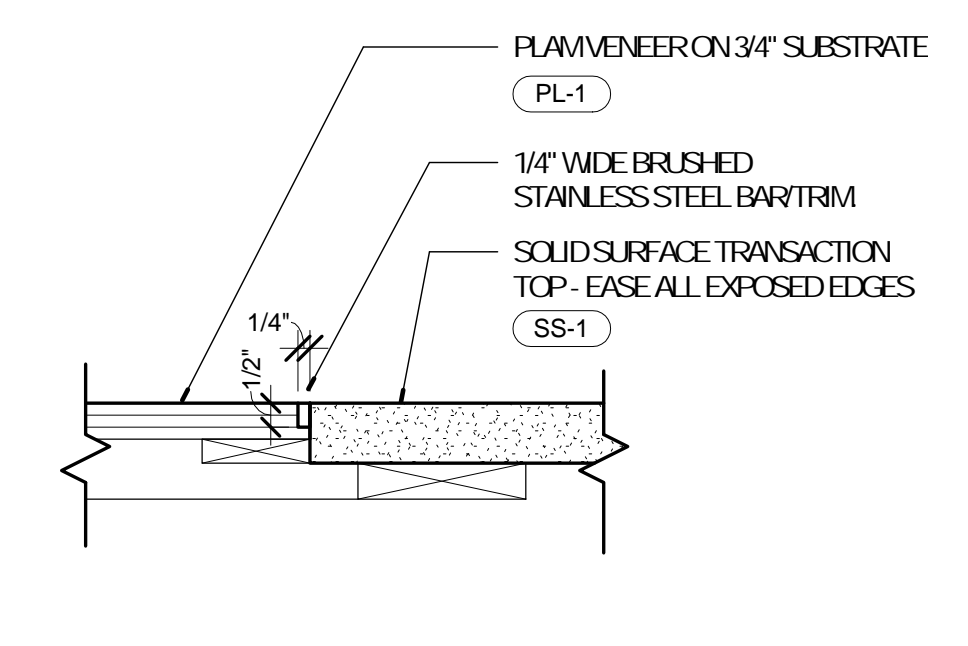
7 DETAIL - CIRCULATION DESK
A-809 1 1/2" = 1'-0" REFERENCE 7 /A-604



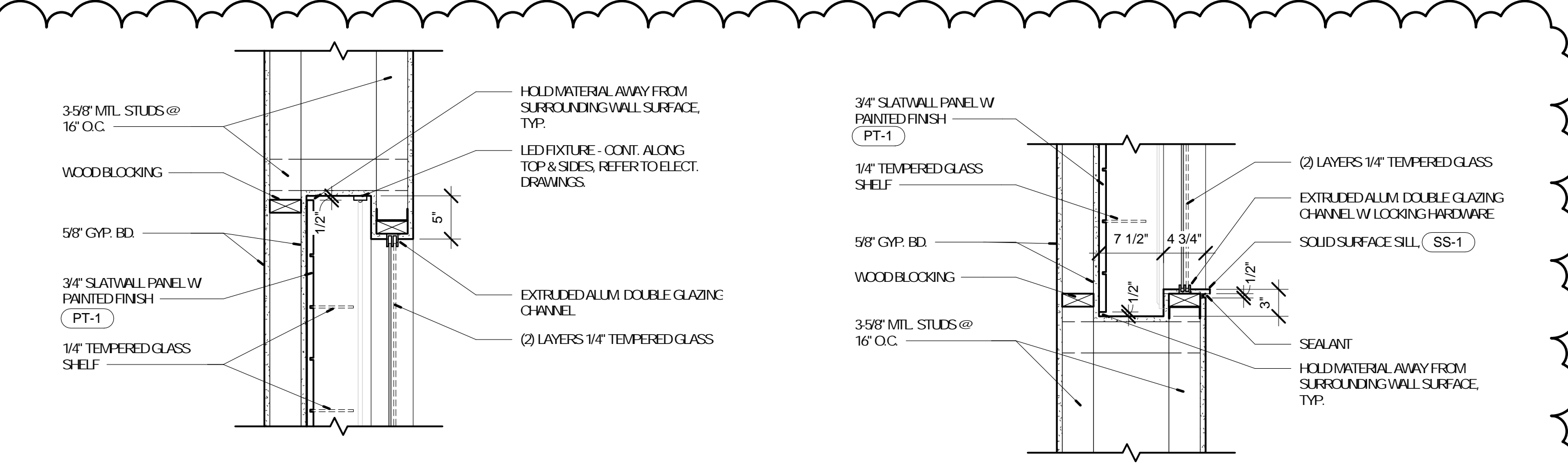
8 DETAIL - CIRCULATION DESK
A-809 1 1/2" = 1'-0" REFERENCE 6 /A-604



9 DETAIL - CIRCULATION DESK BASE TRIM
A-809 3" = 1'-0" REFERENCE 2 /A-809



10 DETAIL - CIRCULATION DESK TOP
A-809 3" = 1'-0" REFERENCE 2 /A-809



1 DETAIL @ DISPLAY CABINET
A-809 1" = 1'-0"

4 DETAIL @ DISPLAY CABINET
A-809 1" = 1'-0"

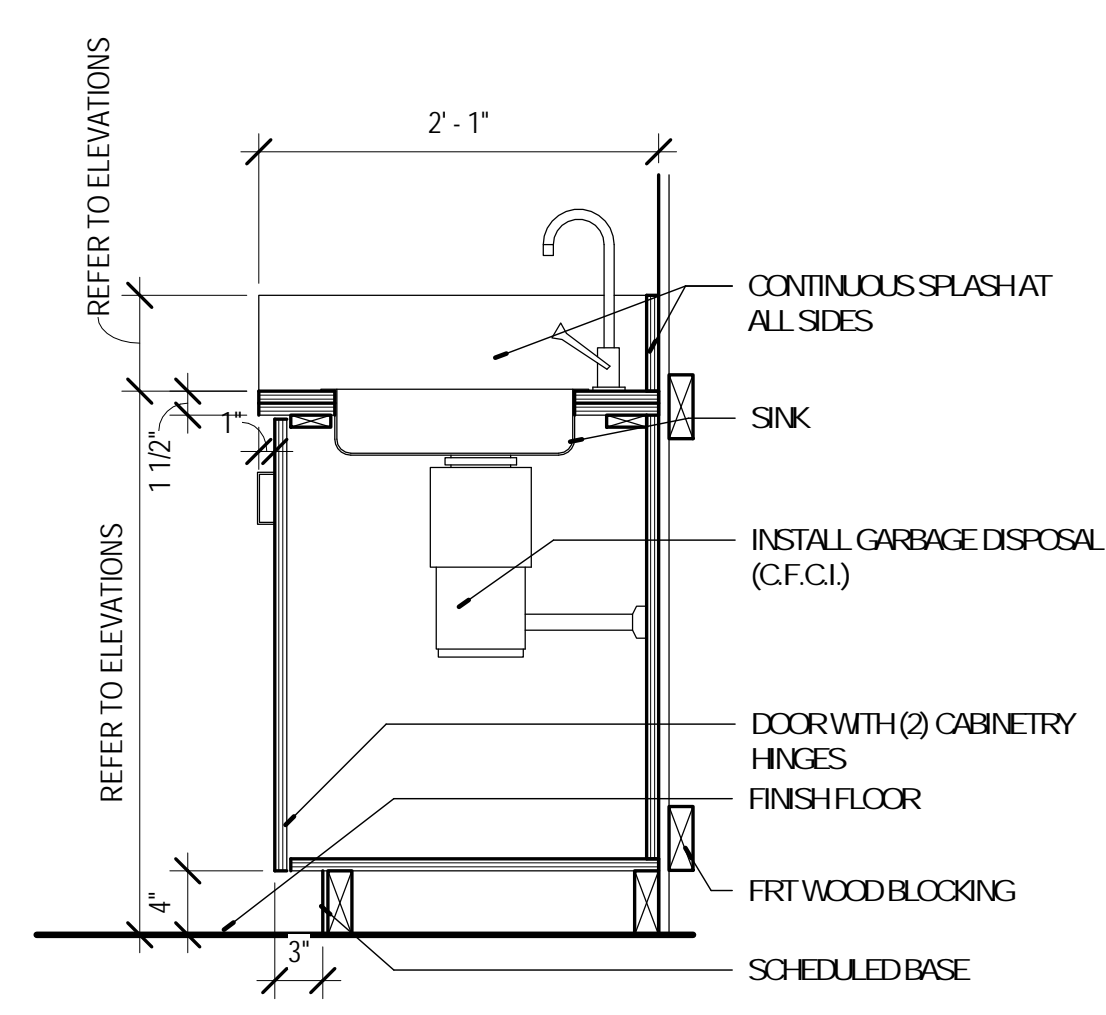
No.	Date	Description
	04/14/17	ISSUED FOR BID
	05/09/17	ADDENDUM A
E	05/15/17	ADDENDUM B

DRAWN BY: SC/SH

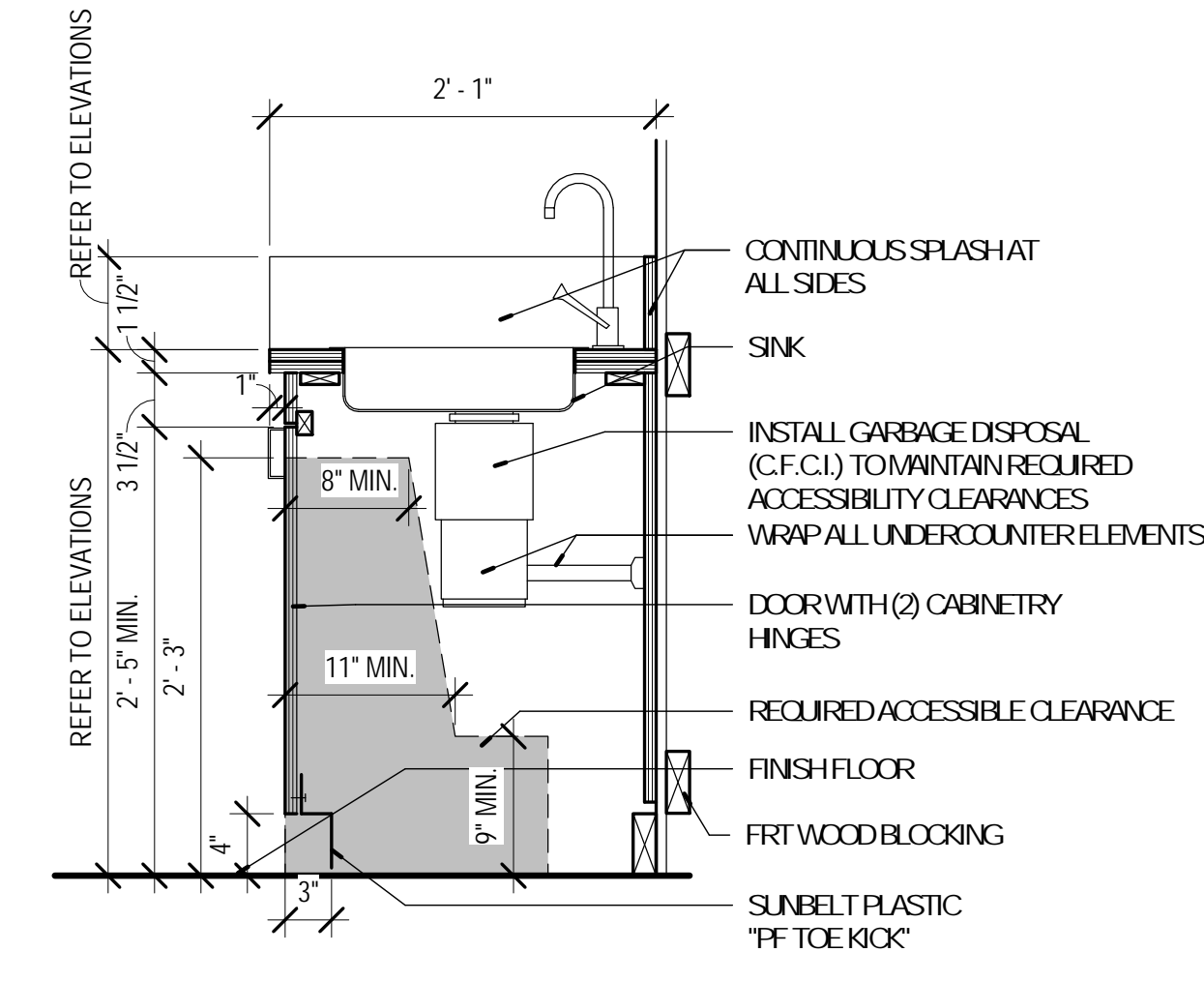
PROJECT NUMBER: 16-1161.06

SHEET TITLE:
DETAILS - MILLWORK

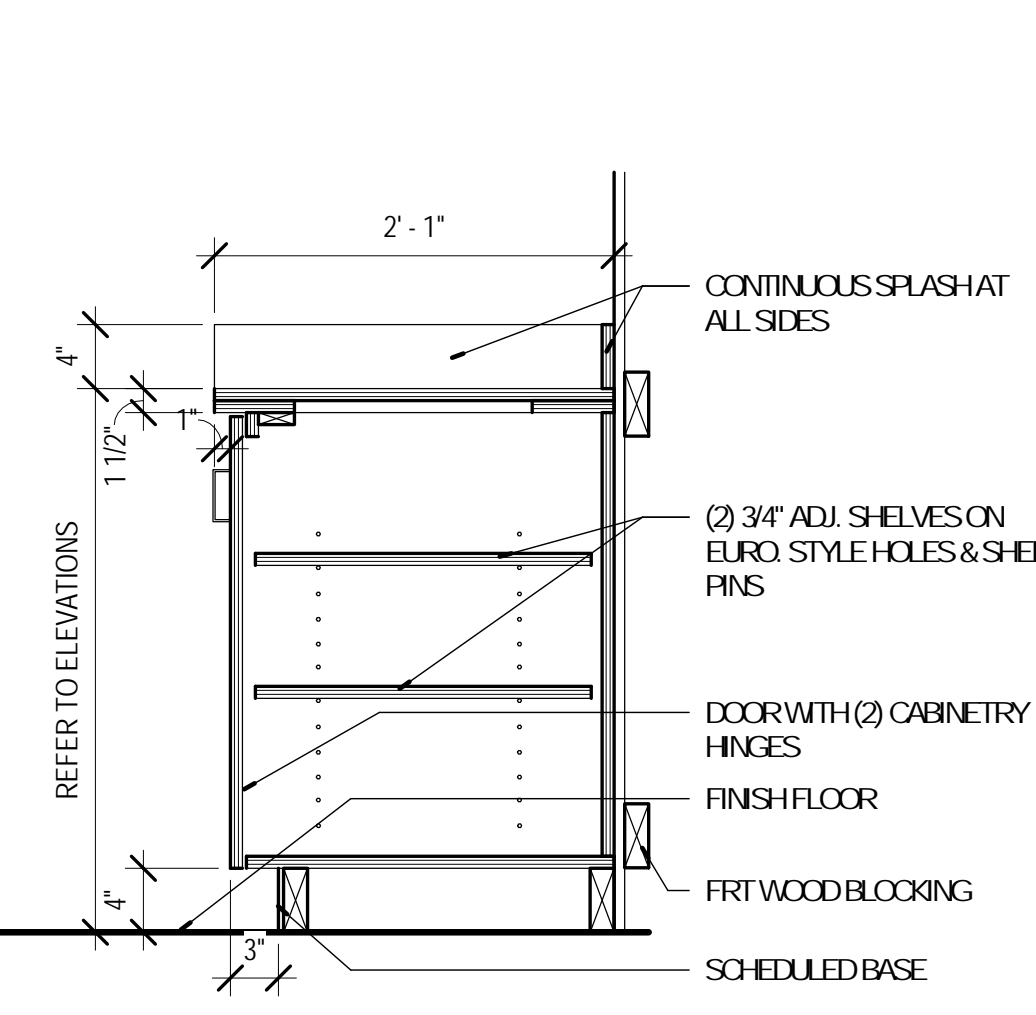
A-810



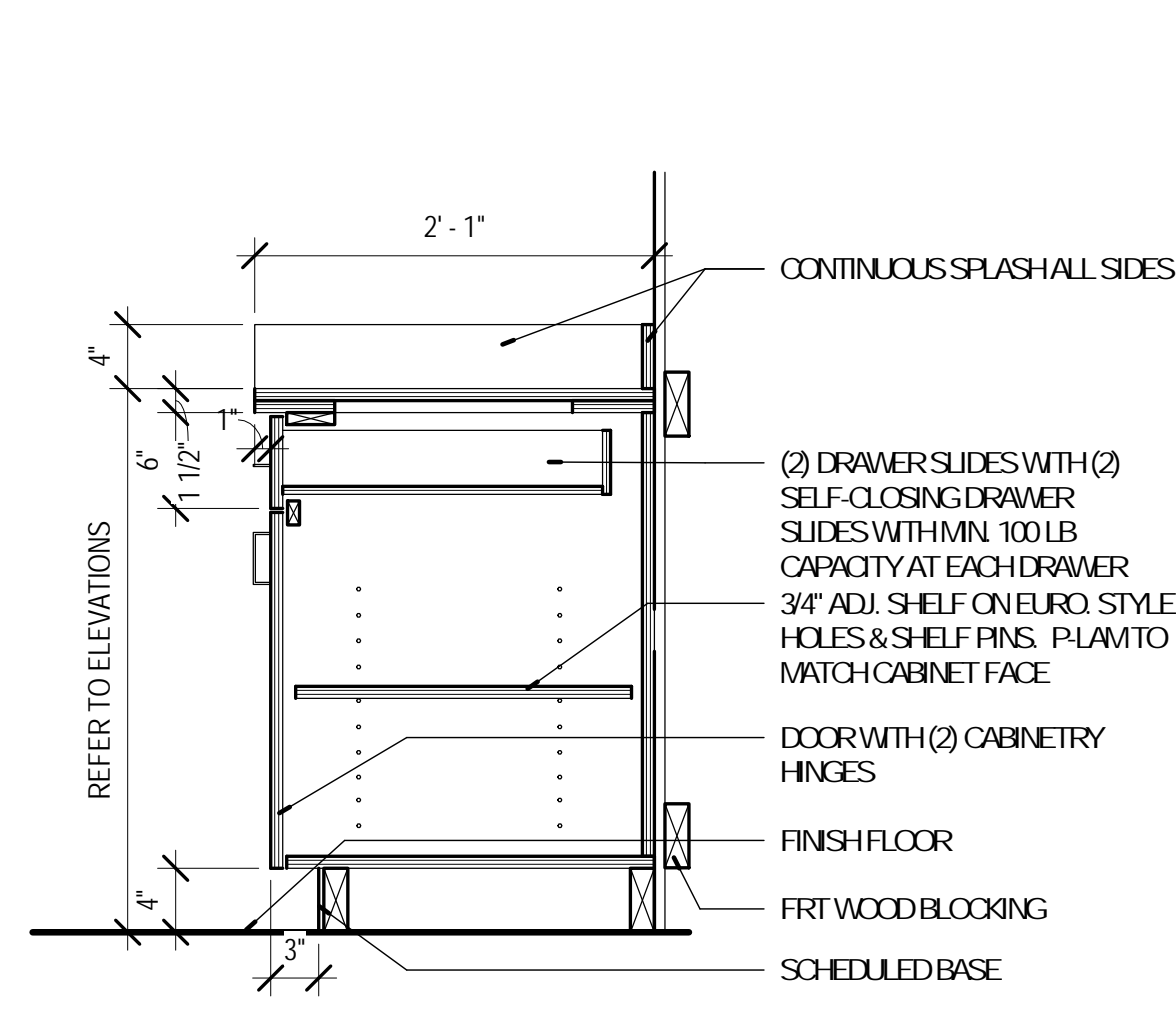
1 DETAIL - BASE CABINET W/NON-COMPLIANT SINK
A-810 1" = 1'-0" REFERENCE 2 /A-603



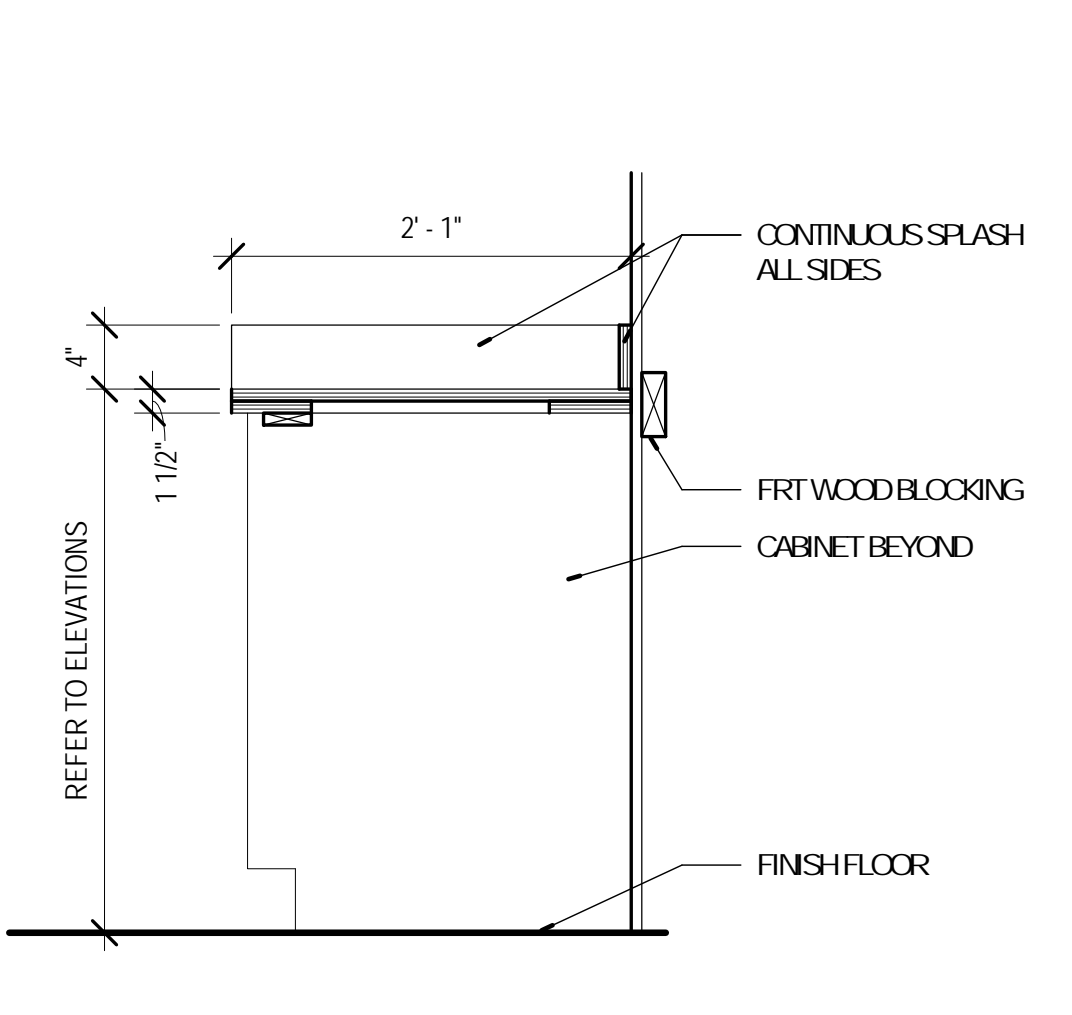
2 DETAIL - BASE CABINET WITH SINK & DISPOSAL
A-810 1" = 1'-0" REFERENCE 5 /A-603



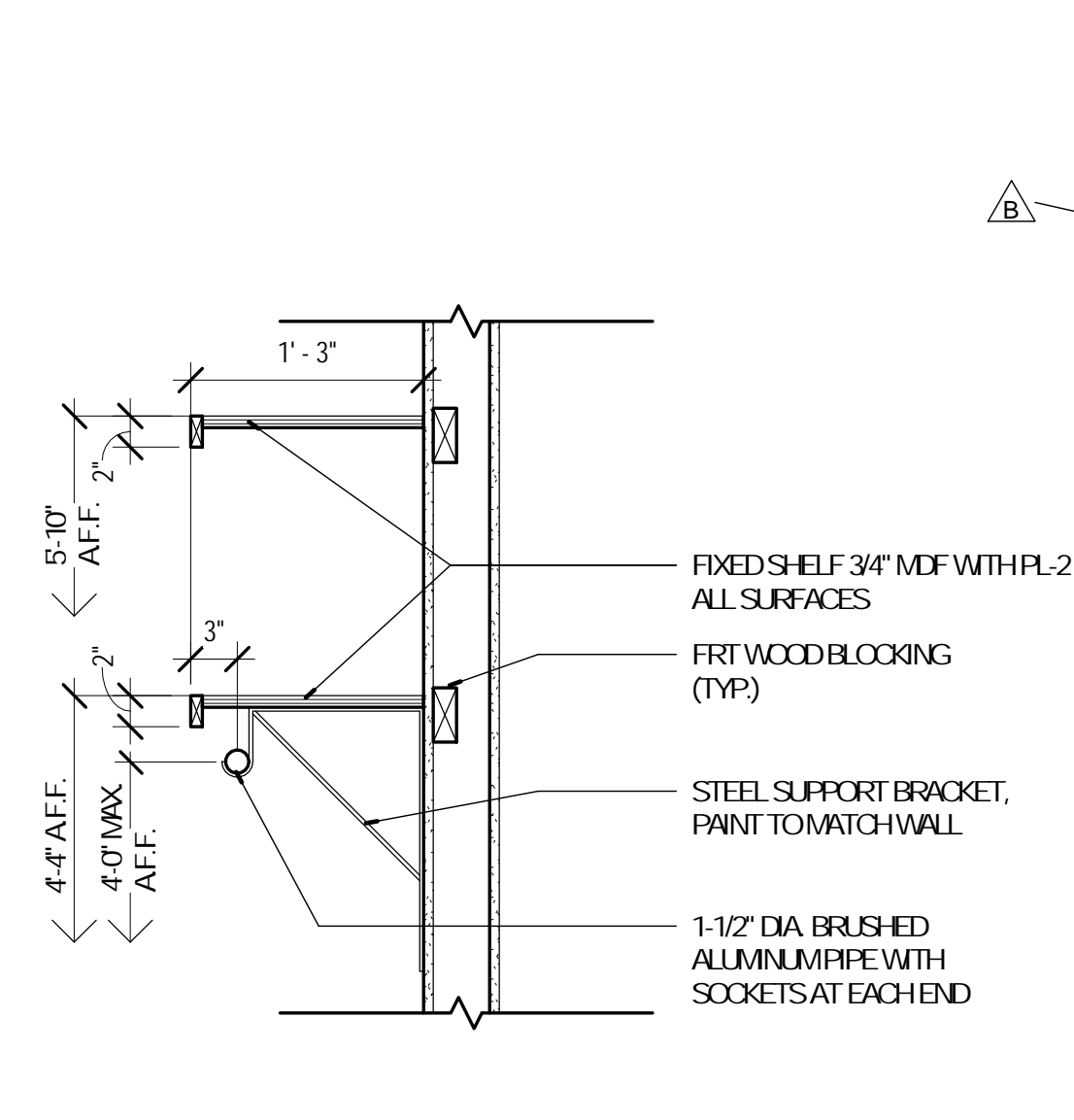
3 DETAIL - BASE CABINET
A-810 1" = 1'-0" REFERENCE 5 /A-603




4 DETAIL - BASE CABINET WITH DRAWER (1)
A-810 1" = 1'-0" REFERENCE 2 /A-603



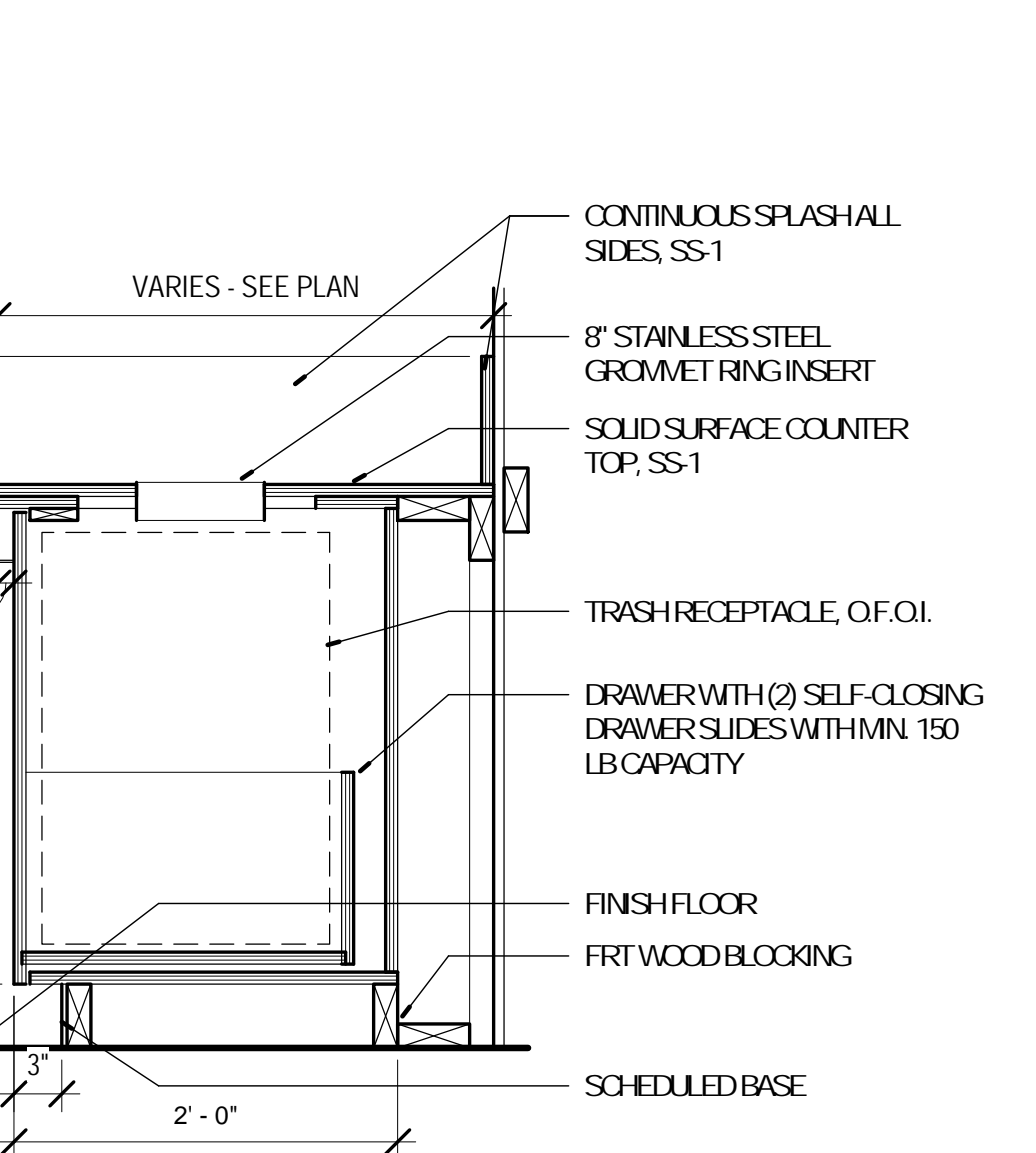
5 DETAIL - BASE CABINET - OPEN
A-810 1" = 1'-0" REFERENCE 2 /A-603



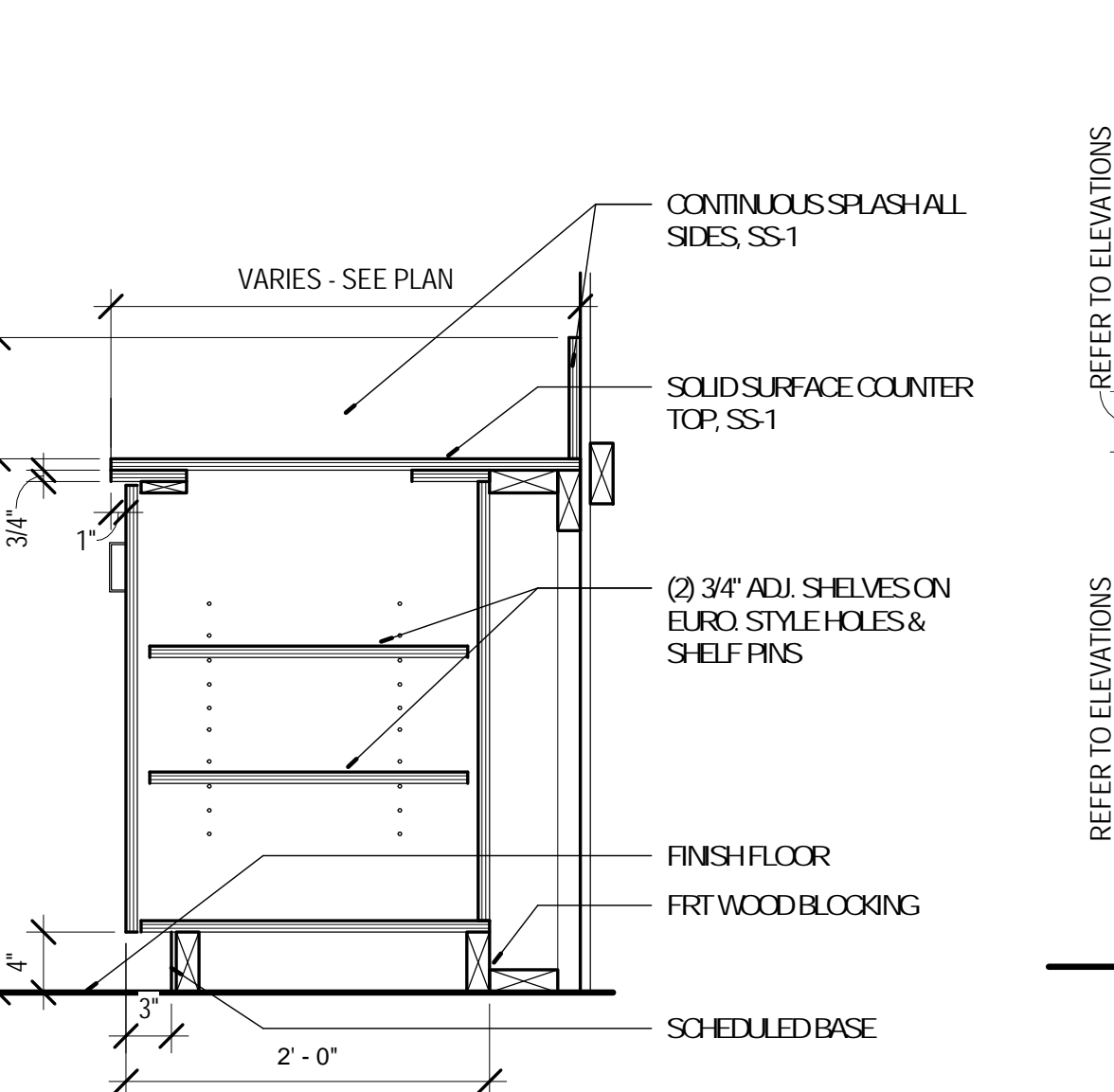
6 DETAIL - COAT ROD & SHELF
A-810 1" = 1'-0" REFERENCE 2 /A-603



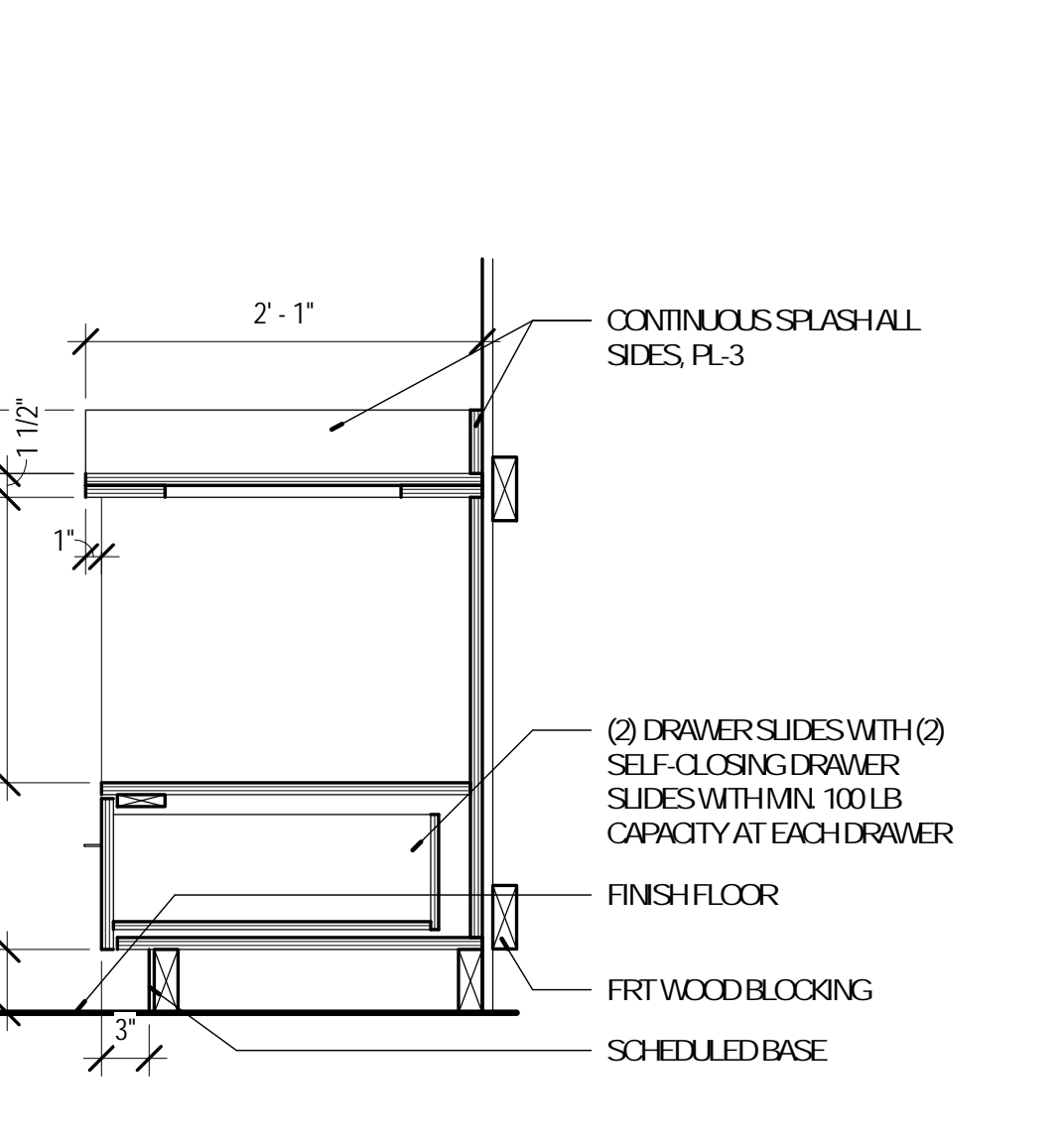
7 DETAIL - BASE CABINET
A-810 1" = 1'-0" REFERENCE 6 /A-603



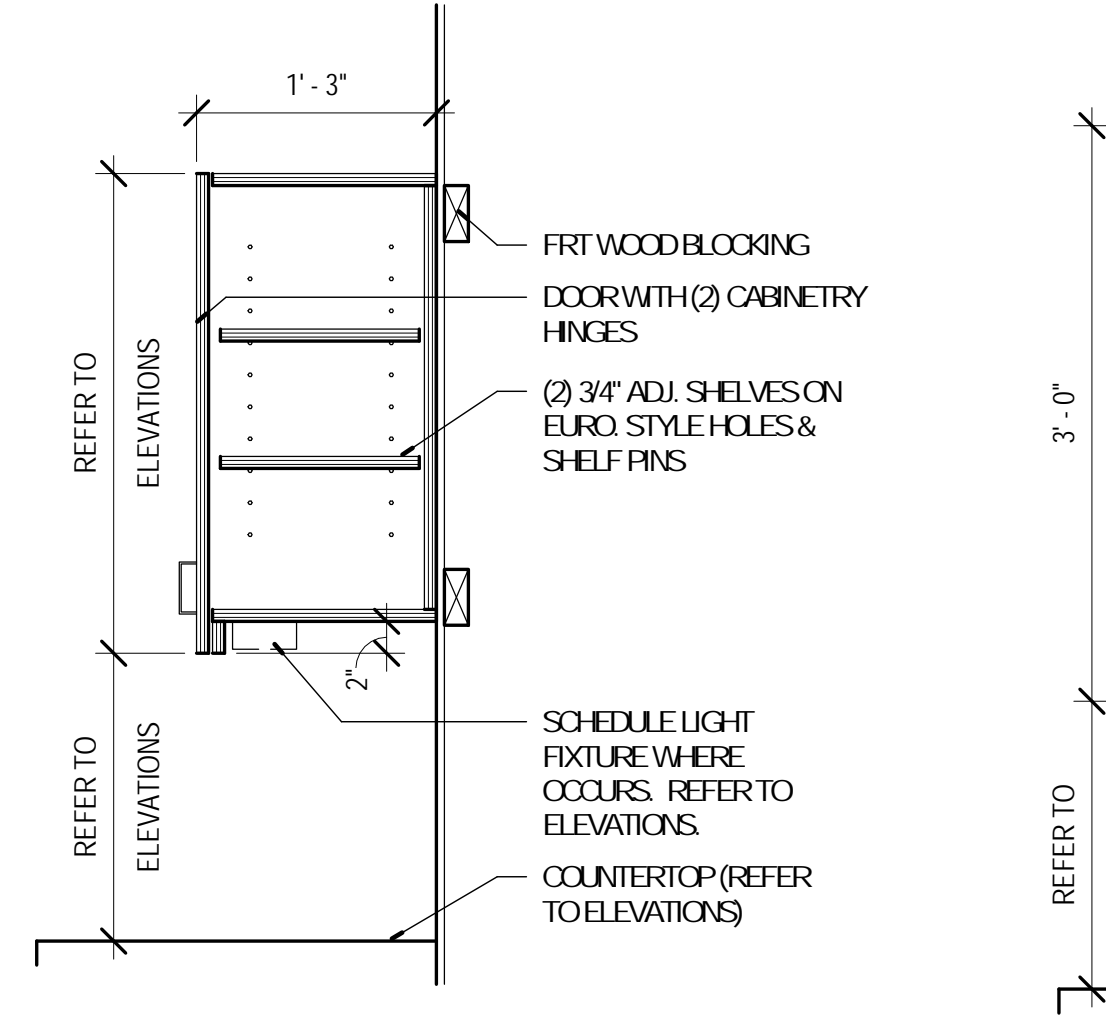
8 DETAIL - BASE CABINET
A-810 1" = 1'-0" REFERENCE 6 /A-603



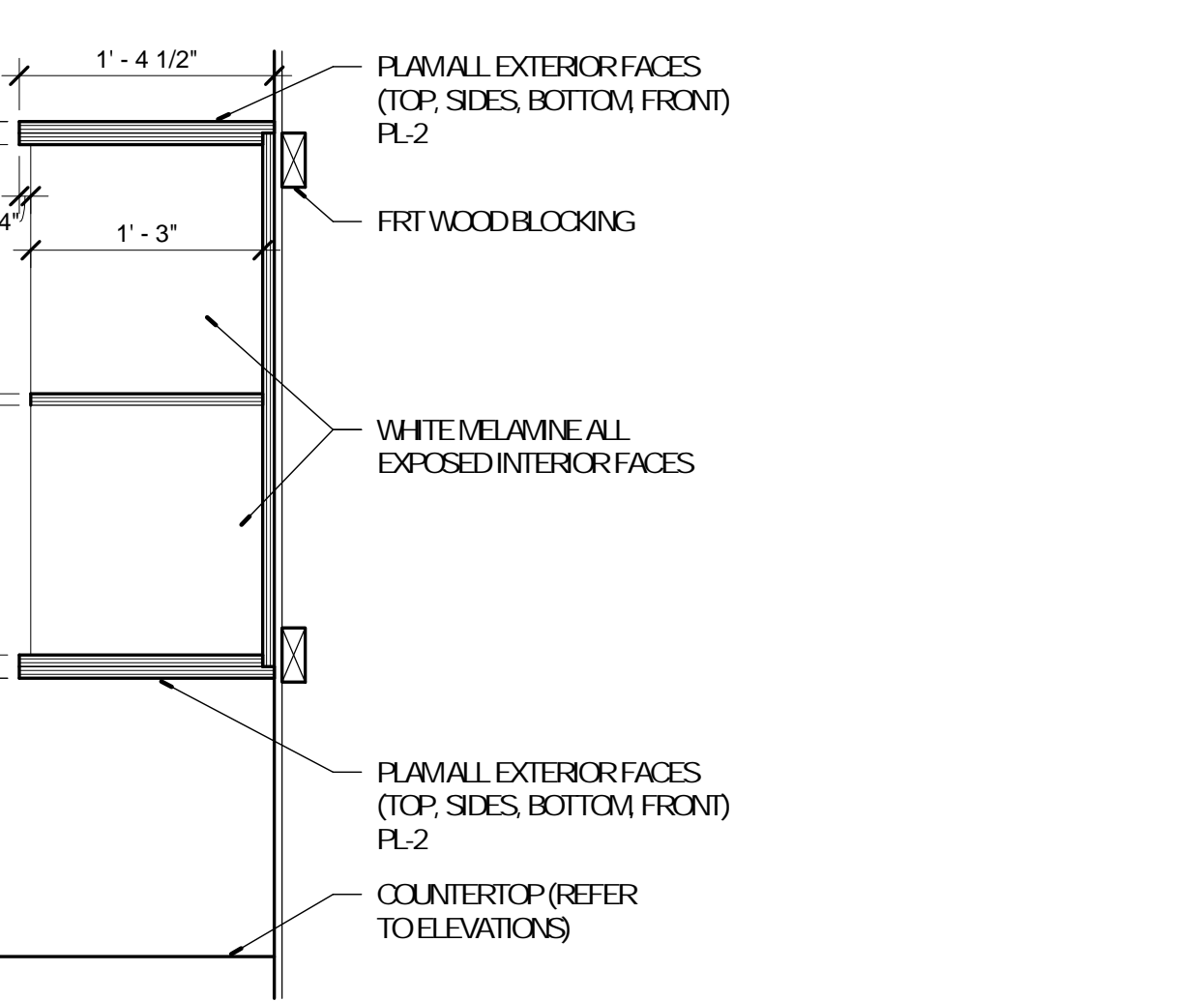
9 DETAIL - BASE CABINET
A-810 1" = 1'-0" REFERENCE 6 /A-603



10 DETAIL - BASE CABINET WITH OPEN SHELF & DRAWER
A-810 1" = 1'-0" REFERENCE 5 /A-603



11 DETAIL - UPPER CABINET
A-810 1" = 1'-0" REFERENCE 2 /A-603



12 DETAIL - UPPER CABINET
A-810 1" = 1'-0" REFERENCE 7 /A-604

No.	Date	Description
	04/14/17	ISSUED FOR BID
	05/09/17	ADDENDUM A
E	05/15/17	ADDENDUM B

DRAWN BY: **SC/SH**

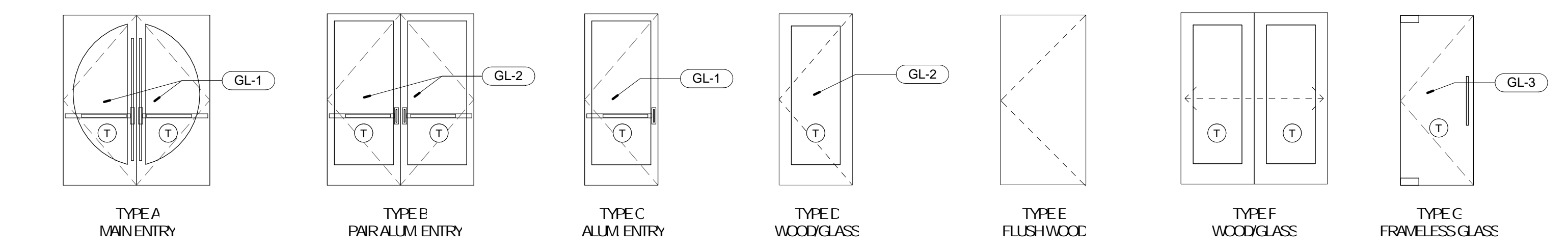
PROJECT NUMBER: **16-1161.06**

SHEET TITLE:
**DOOR SCHEDULE / DOOR,
 FRAME AND WINDOW TYPES**

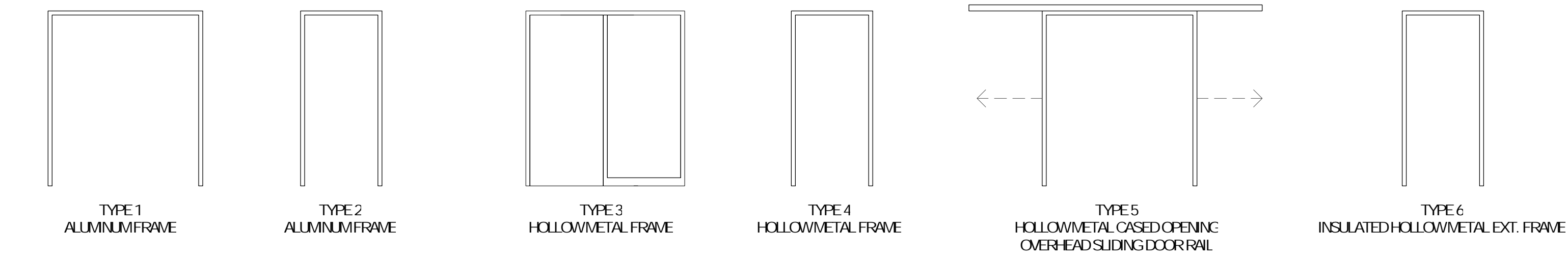
A-901

DOOR NUMBER	WIDTH	HEIGHT	DOOR THICKNESS	DOOR TYPE	DOOR MATERIAL	FRAME		HDWR. GROUPS	FIRE RATING	REMARKS
						TYPE	FINISH			
600A	PR 3'-0"	7'-0"	1 3/4"	A	ALUM	1	PRE-FINISHED	1.0 AO		CUSTOM COLOR TO MATCH SAMPLE, SEE SPECS.
600B	PR 3'-0"	7'-0"	1 3/4"	B	ALUM	1	PRE-FINISHED	4.0 AO		
601	3'-0"	7'-0"	1 3/4"	D	WD-1/GL	3	PT-3	6.0		
603	3'-6"	7'-0"	1 3/4"	E	WD-1	4	PT-3	10.0	45 MINUTE	
606A	3'-0"	7'-0"	1 3/4"	C	ALUM	2	PRE-FINISHED	2.0		
606B	PR 3'-0"	7'-0"	1 3/4"	F	WD-1	5	PT-3	5.0		PAIR OF SLIDERS ON RAIL.
607	3'-0"	6'-8"	1 3/4"	C	ALUM	2	PRE-FINISHED	2.0		
611	EXIST.	EXIST.	1 3/4"	EXIST.	EXIST.	EXIST.	PT-3	N/A		EXISTING FRAME, DOOR AND HARDWARE TO REMAIN.
612	3'-0"	7'-0"	1/2"	G	GL	N/A	N/A	14.0		FLOOR AND HEAD PIVOTS, SEE SPECS.
613	3'-0"	7'-0"	1/2"	G	GL	N/A	N/A	14.0		FLOOR AND HEAD PIVOTS, SEE SPECS.
614	3'-0"	7'-0"	1 3/4"	E	WD-1	4	PT-3	11.0		
617	3'-0"	7'-0"	1 3/4"	E	WD-1	4	PT-3	7.0		NEW DOOR AND HARDWARE IN EXISTING FRAME.
618	3'-0"	7'-0"	1 3/4"	E	WD-1	4	PT-3	7.0		NEW DOOR AND HARDWARE IN EXISTING FRAME.
619	3'-0"	7'-0"	1 3/4"	E	WD-1	4	PT-3	9.0		SEE NOTE 1 BELOW, INSTALL RESTROOM SIDE.
621A	3'-0"	7'-0"	1 3/4"	E	WD-1	4	PT-3	13.0		
621B	3'-0"	7'-0"	1 3/4"	E	WD-1	4	PT-3	13.0		NEW DOOR AND HARDWARE IN EXISTING FRAME.
622A	3'-0"	7'-0"	1 3/4"	E	WD-1	4	PT-3	13.0		SEE NOTE 1 BELOW, INSTALL RESTROOM SIDE.
622B	3'-0"	7'-0"	1 3/4"	E	WD-1	4	PT-3	13		NEW DOOR AND HARDWARE IN EXISTING FRAME.
623	EXIST.	EXIST.	1 3/4"	EXIST.	EXIST.	EXIST.	PT-3	N/A		EXISTING FRAME, DOOR AND HARDWARE TO REMAIN.
625	3'-0"	7'-0"	1 3/4"	E	WD-1	4	PT-3	10.0	45 MINUTE	
626	EXIST.	EXIST.	1 3/4"	EXIST.	EXIST.	EXIST.	PT-3	N/A		EXISTING FRAME, DOOR AND HARDWARE TO REMAIN.
627	3'-0"	7'-0"	1 3/4"	E	WD-1	4	PT-3	9.0		
628	EXIST.	EXIST.	1 3/4"	EXIST.	EXIST.	EXIST.	PT-3	N/A		EXISTING FRAME, DOOR AND HARDWARE TO REMAIN.

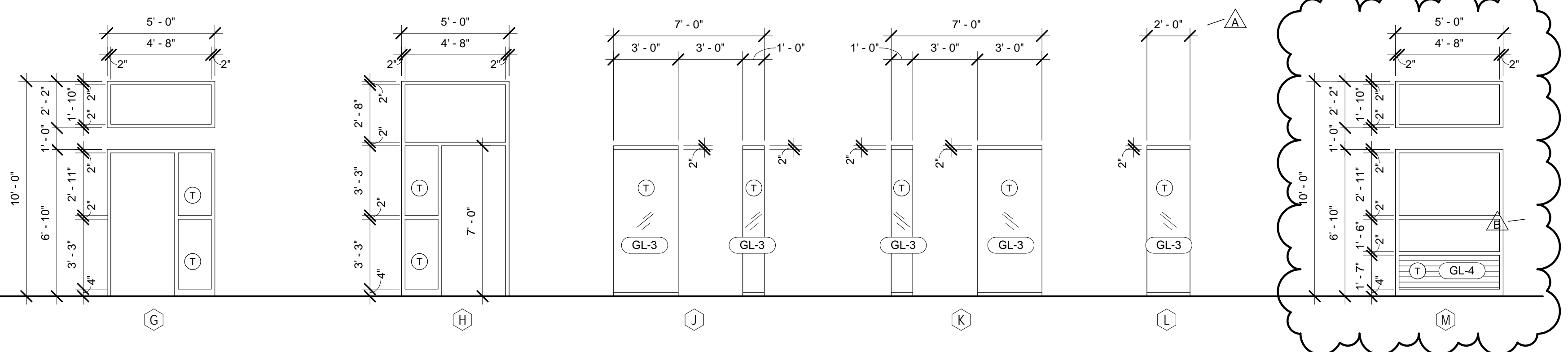
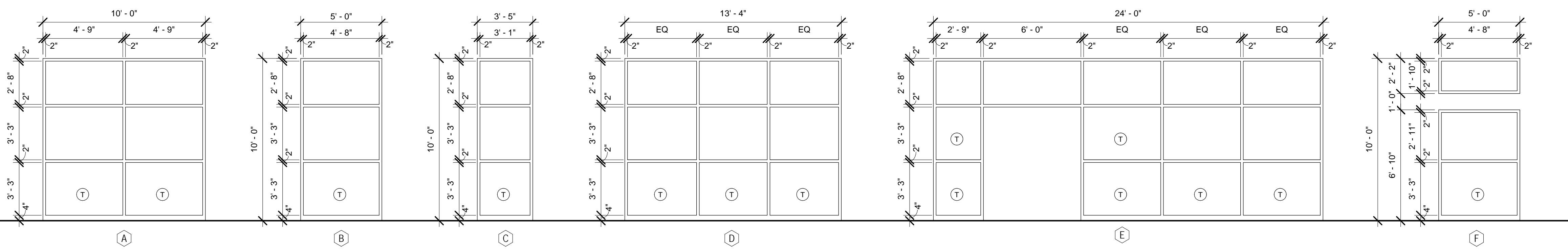
DOOR HARDWARE NOTES:
 1. PROVIDE FOOT OPERATED DOOR OPENER, STEPPULL, IN SILVER FINISH FOR THIS DOOR.



DOOR TYPES
 1/4" = 1'-0"



FRAME TYPES
 1/4" = 1'-0"



NOTE:
 UNLESS NOTED OTHERWISE
 ALL GLAZING TO BE TYPE (GL-1)

T TEMPERED GLASS LOCATIONS

WINDOW TYPES
 1/4" = 1'-0"

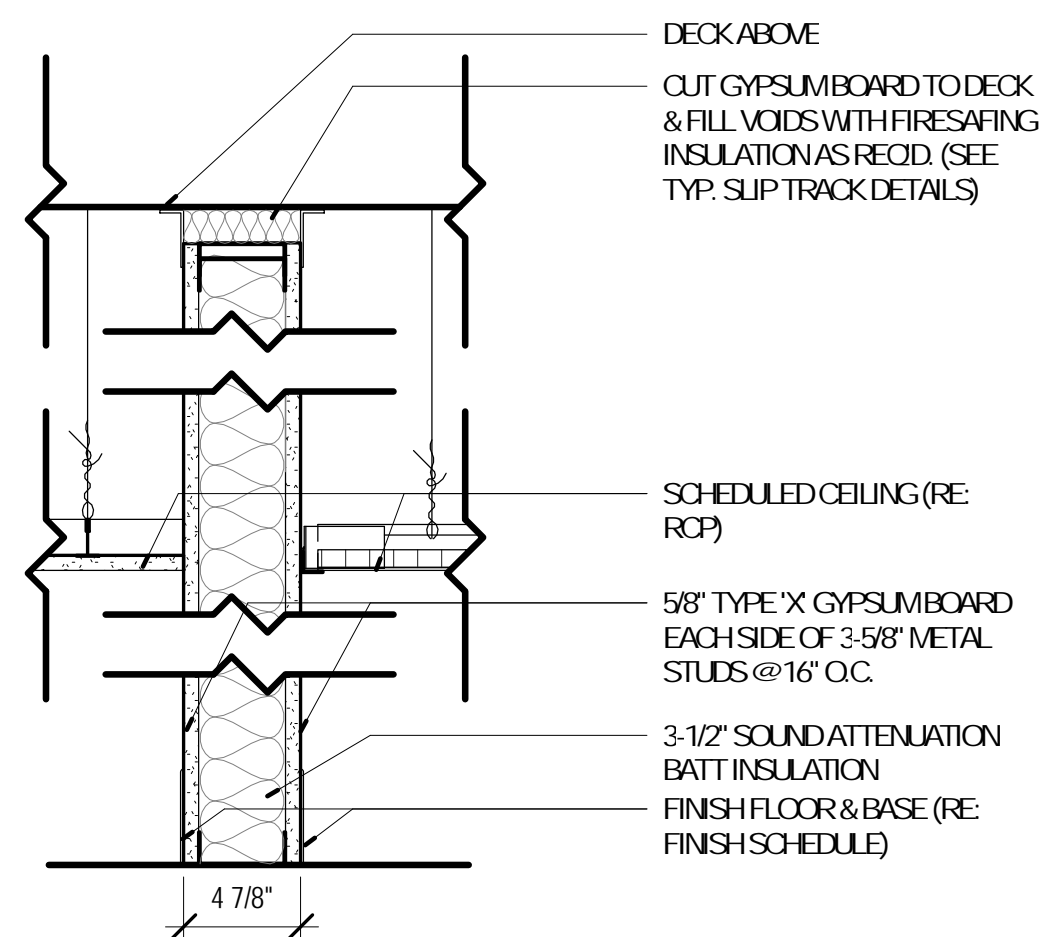
No.	Date	Description
	04/14/17	ISSUED FOR BID
	05/09/17	ADDENDUM A
E	05/15/17	ADDENDUM B

DRAWN BY: SC/SH

PROJECT NUMBER: 16-1161.06

SHEET TITLE:
PARTITION TYPES

A-903



1A 4-7/8" PARTITION (1-HOUR) U.L. DESIGN #L-419
SCALE: 1-1/2" = 1'-0"

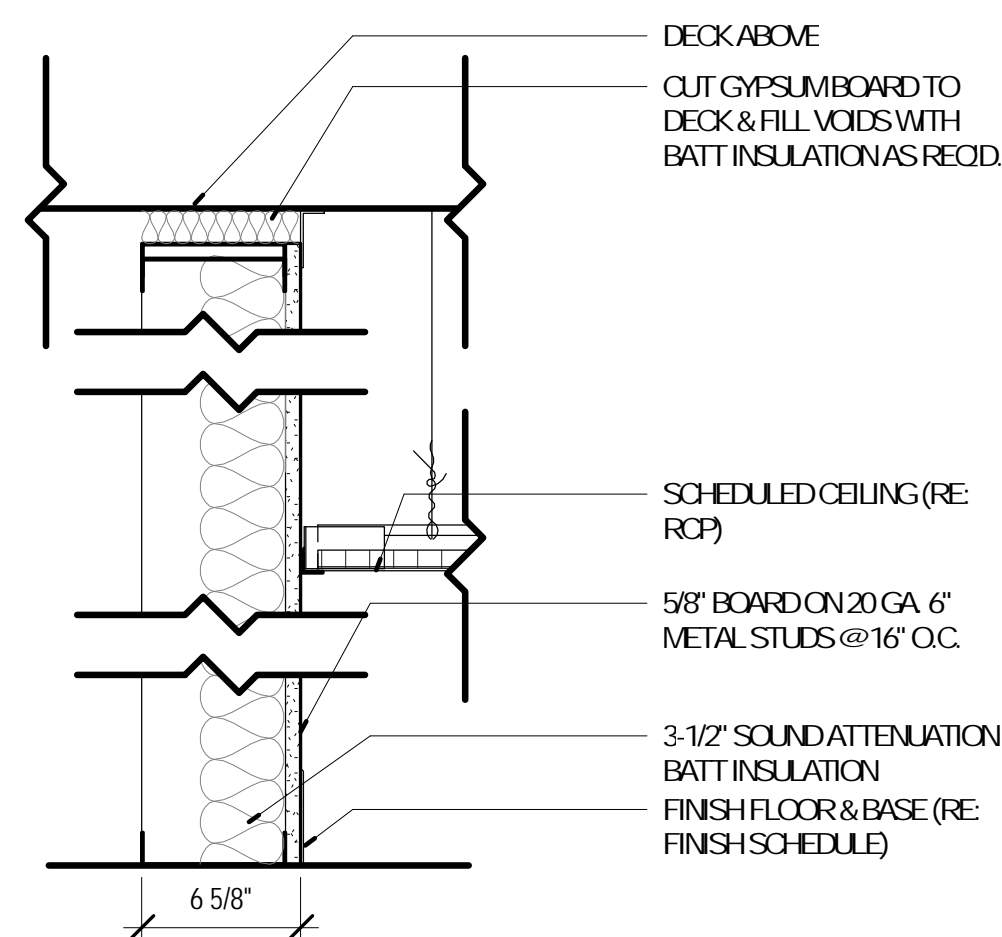
1B 4-7/8" PARTITION (GYP. TO DECK)
SIMILAR TO TYPE 1A, WITH THE FOLLOWING CHANGES:
• PROMOTE TYPICAL GYPSUM BOARD IN LIEU OF TYPE 'X' CMT SLIP TRACK AND FIRESAFING INSULATION

1C 4-7/8" PARTITION
SIMILAR TO TYPE 1B, WITH THE FOLLOWING CHANGES:
• GYPSUM BOARD ONLY EXTENDS TO TOP OF GYPSUM CEILING OR 6" ABOVE DROP CEILING
• SOUND ATTENUATION BATT INSULATION TO 6" ABOVE CEILING AND MIN. 2'-0" ON EITHER SIDE OF PARTITION
• BRACE PARTITION TO STRUCTURE ABOVE AT MAX. 8'-0" O.C.

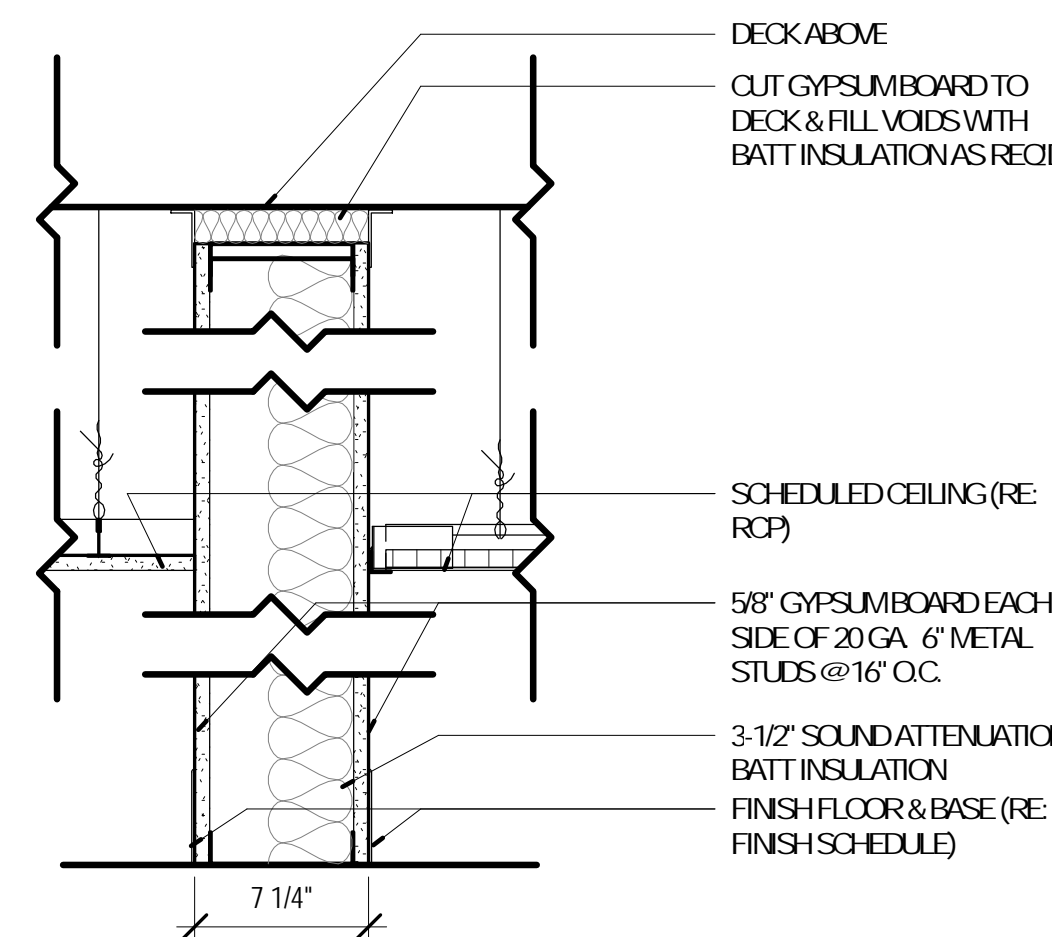
1D 4-7/8" PARTITION (GYP. TO DECK - 1 SIDE)
SIMILAR TO TYPE 1B, WITH THE FOLLOWING CHANGES:
• EXTEND GYPSUM BOARD TO DECK ON SIDE OF PARTITION WITH NO CEILING. ON SIDE OF PARTITION WITH CEILING, EXTEND GYPSUM BOARD TO TOP OF GYPSUM CEILING OR 6" ABOVE DROP CEILING
• SOUND ATTENUATION BATT INSULATION TO 6" ABOVE CEILING AND MIN. 2'-0" ON SIDE OF PARTITION WITH CEILING

1E 4-7/8" PARTITION (TO CEILING)
SIMILAR TO TYPE 1C, WITH THE FOLLOWING CHANGES:
• NO SOUND ATTENUATION BATTS

1F 4-7/8" PARTITION (GYP. TO DECK - 1 SIDE)
SIMILAR TO TYPE 1C, WITH THE FOLLOWING CHANGES:
• NO SOUND ATTENUATION BATTS



4A 6-5/8" PARTITION (GYP. TO DECK)
SCALE: 1-1/2" = 1'-0"

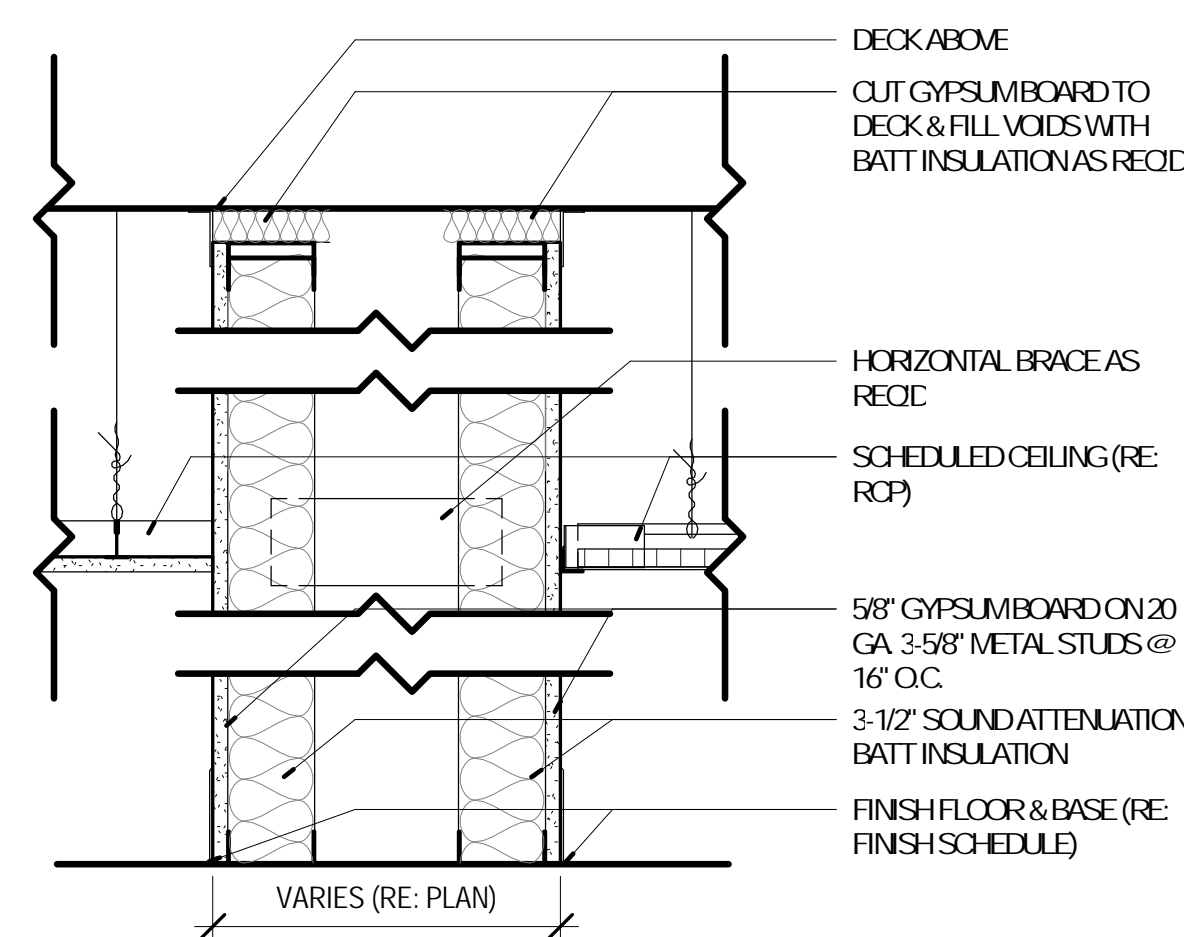


2A 7-1/4" PARTITION (GYP. TO DECK)
SCALE: 1-1/2" = 1'-0"

2B 7-1/4" PARTITION
SIMILAR TO TYPE 2A, WITH THE FOLLOWING CHANGES:
• GYPSUM BOARD ONLY EXTENDS TO TOP OF GYPSUM CEILING OR 6" ABOVE DROP CEILING
• SOUND ATTENUATION BATT INSULATION TO 6" ABOVE CEILING AND MIN. 2'-0" ON EITHER SIDE OF PARTITION
• BRACE PARTITION TO STRUCTURE ABOVE AT MAX. 8'-0" O.C.

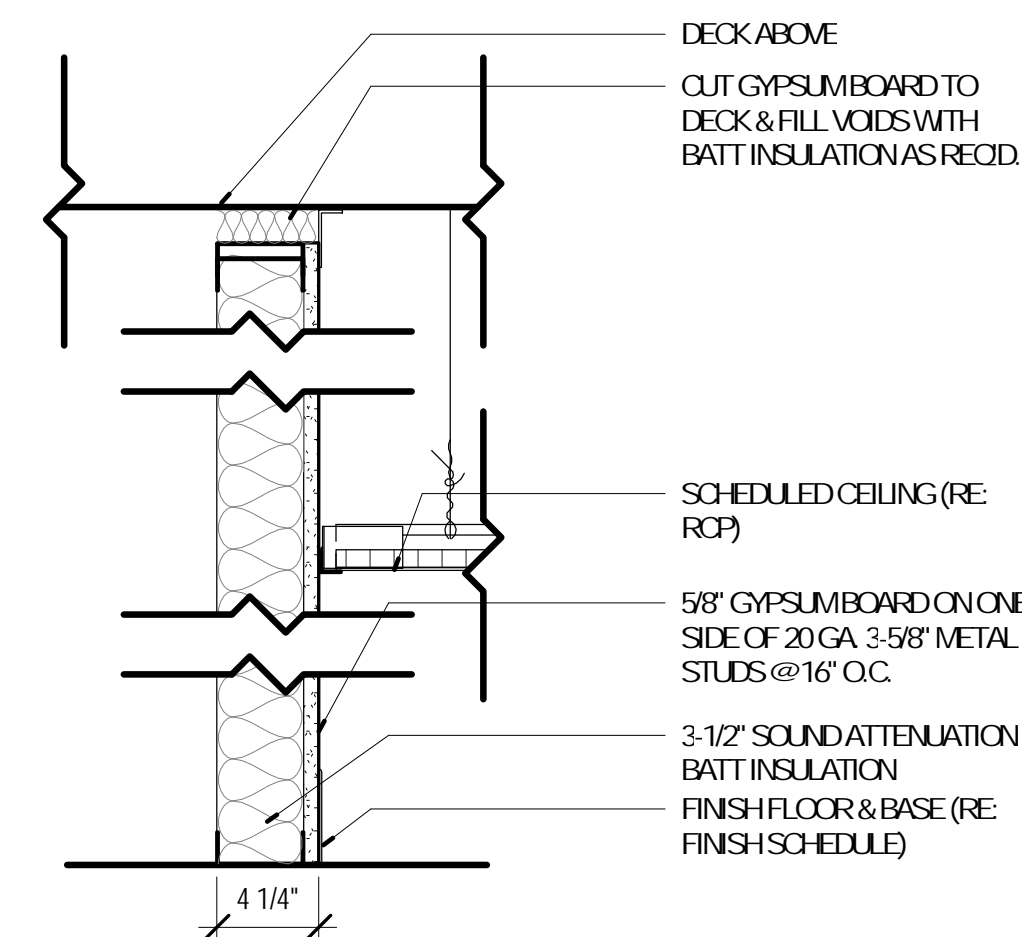
2C 7-1/4" PARTITION (1-HOUR) U.L. DESIGN #L-419
SIMILAR TO TYPE 2A, WITH THE FOLLOWING CHANGES:
• TYPE 'X' GYPSUM BOARD
• SLIP TRACK AND FIRESAFING INSULATION

2D 7-1/4" PARTITION (TO CEILING)
SIMILAR TO TYPE 2A, WITH THE FOLLOWING CHANGES:
• GYPSUM BOARD ONLY EXTENDS TO SCHEDULED CEILING
• BRACE PARTITION TO STRUCTURE ABOVE AT MAX. 8'-0" O.C.



5A CHASE PARTITION (GYP. TO DECK)
SCALE: 1-1/2" = 1'-0"

5B CHASE PARTITION
SIMILAR TO TYPE 5A, WITH THE FOLLOWING CHANGES:
• PROMOTE CEMENTitious BACKER BOARD UP TO 48" A.F.F.
• EXTEND GYPSUM BOARD TO TOP OF GYPSUM CEILING OR MIN. 6" ABOVE DROP CEILING
• SOUND ATTENUATION BATT INSULATION TO 6" ABOVE CEILING AND MIN. 2'-0" ON EITHER SIDE OF PARTITION



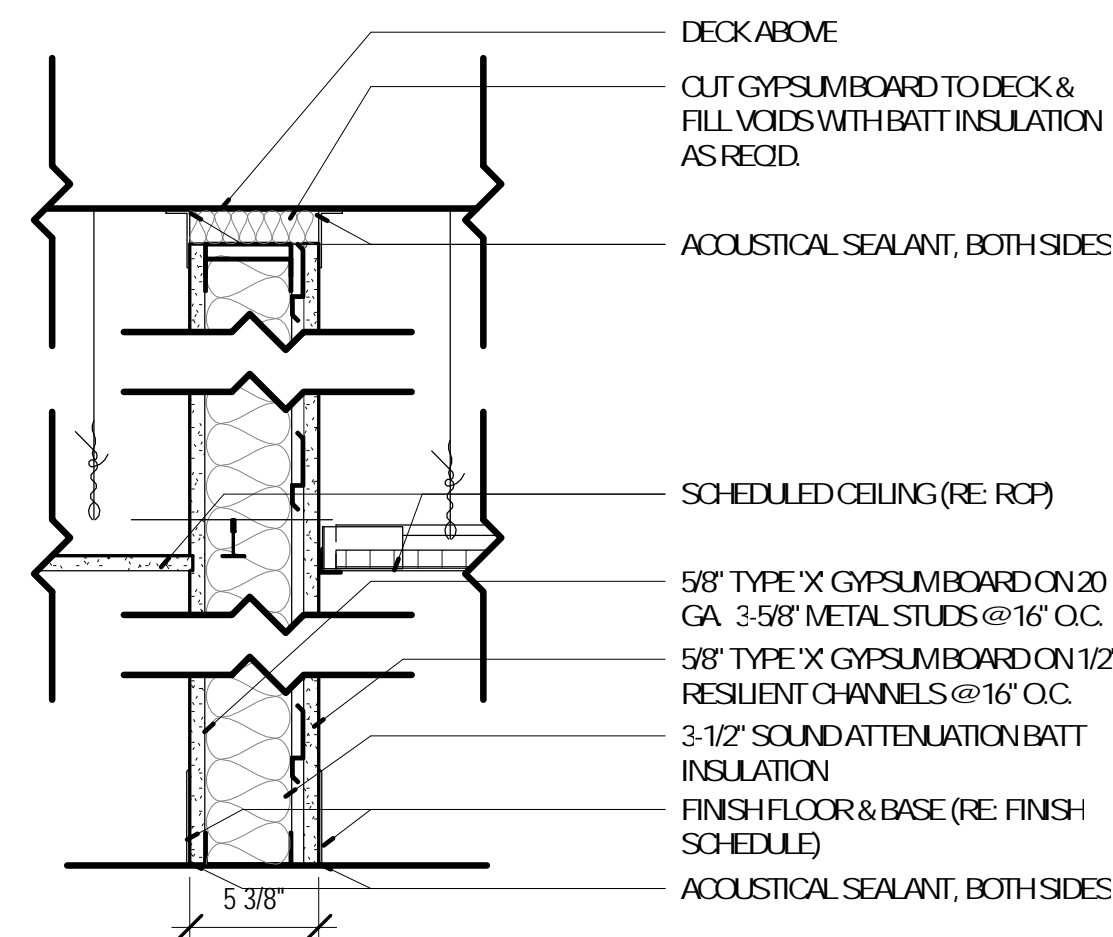
3A 4-1/4" PARTITION (GYP. TO DECK)
SCALE: 1-1/2" = 1'-0"

3B 4-1/4" PARTITION
SIMILAR TO TYPE 3A, WITH THE FOLLOWING CHANGES:
• STOP PARTITION INSULATION AT TOP OF GYPSUM BOARD
• EXTEND GYPSUM BOARD TO TOP OF GYPSUM CEILING OR MIN. 6" ABOVE DROP CEILING
• BRACE PARTITION TO DECK AT MAX. 8'-0" O.C. IF NOT USED AS FURRING WALL

3C 4-1/4" PARTITION (TO CEILING)
SIMILAR TO TYPE 3A, WITH THE FOLLOWING CHANGES:
• NO SOUND ATTENUATION BATTS

3D 4-1/4" PARTITION
SIMILAR TO TYPE 3A, WITH THE FOLLOWING CHANGES:
• 1/2" PLYWOOD SHEATHING IN LIEU OF GYPSUM BOARD
• 3/4" WOOD FLANK BOTH SIDES
• NO SOUND ATTENUATION BATTS

3E 1-1/2" PARTITION
EXISTING GYP. BD. TO BE REMOVED, THE FOLLOWING TO BE INSTALLED ON EXISTING WALL STUDS:
• 1/2" PLYWOOD SHEATHING
• 3/4" WOOD FLANK BOTH SIDES



6A 5-3/8" PARTITION (ACOUSTIC) STC 50
SCALE: 1-1/2" = 1'-0"

6B 7-3/4" PARTITION (ACOUSTIC) STC 56
SIMILAR TO TYPE 6A, WITH THE FOLLOWING CHANGES:
• USE 20 GA. 6" METAL STUDS IN LIEU OF 3-5/8" METAL STUDS
• USE 5" THERM FIBER SAFB SOUND ATTENUATION BATT INSULATION